

66106-7 ✓ ACTIVE

AMP | AMP Type III+


TE Internal #: 66106-7

Power Contacts, Contact, Gold, 26 – 24 AWG Wire Size, .12 – .2 mm<sup>2</sup> Wire Size, Wire & Cable, Crimp, Power & Signal, Pin, AMP Type III+

[View on TE.com >](#)



Connectors > Power Connectors > Power Contacts > Strip Pin and Socket Contacts, Type III



Power Contact Type: **Contact**

Contact Mating Area Plating Material: **Gold**

Wire Size: **.12 – .2 mm<sup>2</sup>**

Connector & Contact Terminates To: **Wire & Cable**

[All Strip Pin and Socket Contacts, Type III \(55\)](#)

## Features

### Product Type Features

Power Contact Type	Contact
Connector & Contact Terminates To	Wire & Cable

### Contact Features

Contact Size	Size 16
Contact Mating Area Plating Material	Gold
Contact Current Rating (Max)	13 A
Contact Type	Pin
Contact Retention Within Housing	With
Mating Pin Diameter	1.57 mm[.062 in]
Contact Base Material	Brass
Contact Mating Area Plating Material Thickness	.38 μm[15 μin]
Wire Contact Termination Area Plating Thickness	1.27 μm[50 μin]
Wire Contact Termination Area Plating Material	Tin



Wire Contact Termination Area Plating Material Finish	Bright
Contact Orientation	Straight
Contact Underplating Material	Nickel
Contact Underplating Material Thickness	1.27 µm[50 µin]

### Termination Features

Termination Method to Wire & Cable	Crimp
------------------------------------	-------

### Mechanical Attachment

Wire Insulation Support	With
-------------------------	------

### Dimensions

Wire Size	.12 – .2 mm <sup>2</sup>
Compatible Insulation Diameter Range	.89 – 1.4 mm[.035 – .055 in]

### Usage Conditions

Operating Temperature Range	-55 – 150 °C[-67 – 302 °F]
-----------------------------	----------------------------

### Operation/Application

Circuit Application	Power & Signal
---------------------	----------------

### Industry Standards

Agency/Standard	UL, VDE
-----------------	---------

### Packaging Features

Packaging Quantity	4000
Packaging Method	Reel, Reverse Reel

### Other

Power Connectors Comment	Overall insulation crimp diameter, including crimp barrel, must not exceed 3.18 [.125]., PRO-CRIMPER II # 58495-1 Hand Tool for field repair use only.
--------------------------	--

### Product Compliance

[For compliance documentation, visit the product page on TE.com>](#)

EU RoHS Directive 2011/65/EU	Compliant
EU ELV Directive 2000/53/EC	Compliant
China RoHS 2 Directive MIIT Order No 32, 2016	No Restricted Materials Above Threshold
EU REACH Regulation (EC) No. 1907/2006	Current ECHA Candidate List: JUNE 2023 (235)

Candidate List Declared Against: JAN 2023  
(233)

Does not contain REACH SVHC

Halogen Content

Low Halogen - Br, Cl, F, I < 900 ppm per homogenous material. Also BFR/CFR/PVC Free


Solder Process Capability

Not applicable for solder process capability

Product Compliance Disclaimer

This information is provided based on reasonable inquiry of our suppliers and represents our current actual knowledge based on the information they provided. This information is subject to change. The part numbers that TE has identified as EU RoHS compliant have a maximum concentration of 0.1% by weight in homogenous materials for lead, hexavalent chromium, mercury, PBB, PBDE, DBP, BBP, DEHP, DIBP, and 0.01% for cadmium, or qualify for an exemption to these limits as defined in the Annexes of Directive 2011/65/EU (RoHS2). Finished electrical and electronic equipment products will be CE marked as required by Directive 2011/65/EU. Components may not be CE marked. Additionally, the part numbers that TE has identified as EU ELV compliant have a maximum concentration of 0.1% by weight in homogenous materials for lead, hexavalent chromium, and mercury, and 0.01% for cadmium, or qualify for an exemption to these limits as defined in the Annexes of Directive 2000/53/EC (ELV). Regarding the REACH Regulation, the information TE provides on SVHC in articles for this part number is based on the latest European Chemicals Agency (ECHA) 'Guidance on requirements for substances in articles' posted at this URL: <https://echa.europa.eu/guidance-documents/guidance-on-reach>

## Compatible Parts




TE Part # CAT-AM71-C83998C  
Circular Plastic Connector, CMC Series 1



TE Part # CAT-AM71-C83998Y  
One-Piece Connector, Sealed, CPC Series 1



TE Part # CAT-AM71-C83998J  
Cable/Panel Mount Connector, CPC Series 1



TE Part # CAT-AM71-C83998K  
Circular Connector, Environmentally Sealed, CPC Series 6



TE Part # 58495-2  
PROCRIMPER DIE ASSY MULTIMATE





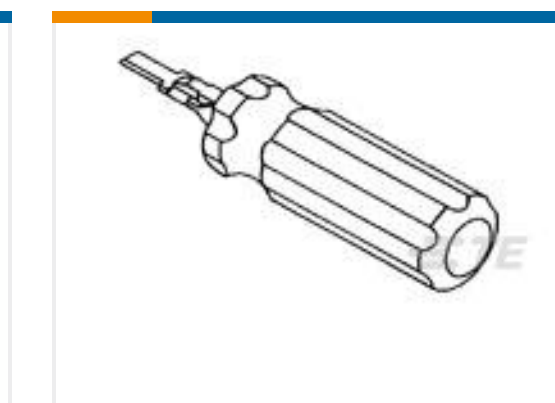







TE Part # 58495-1  
PRO CRIMPER ASSY MULTIMATE





TE Part # 305183  
EXTRACT TOOL TYPE 2 20-16



TE Part # 2305570-1  
Strip Terminal Cutter-Side Feed-No Crimp

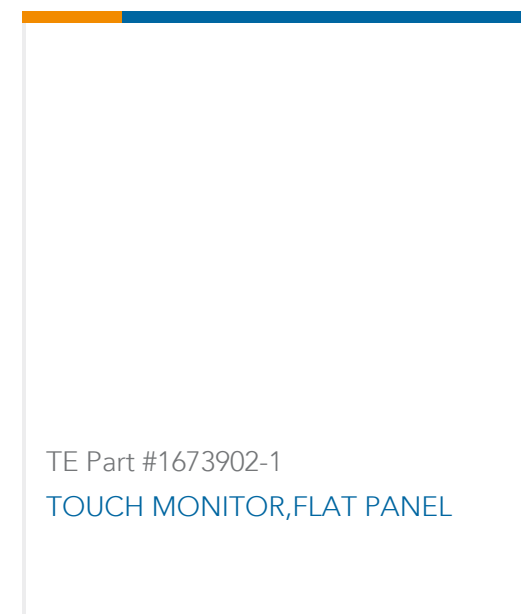
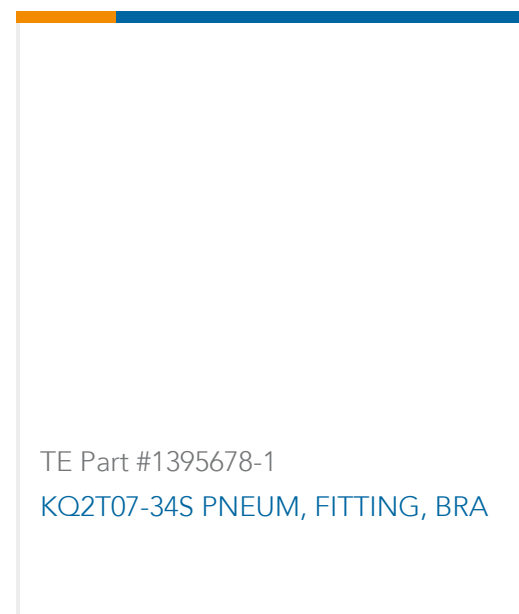
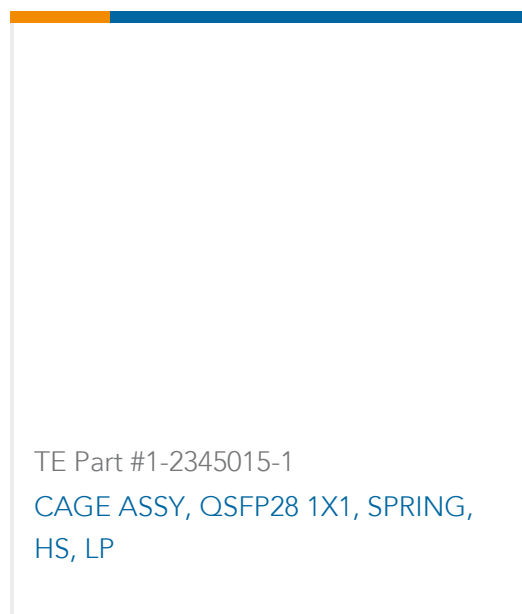
 <p>TE Part # 200893-2 INSERTION TOOL CONT</p>	 <p>TE Part # 539972-1 EXTRACTION TOOL</p>	 <p>TE Part # 1-305183-1 EXTRACT TOOL MATE-N-LOK P</p>	 <p>TE Part # 2266335-1 OCEAN_2.0_APPLICATOR-S-055F0700</p>
 <p>TE Part # 2-2266335-1 OCEAN_2.0_APPLICATOR-S-055F0700</p>	 <p>TE Part # 2-2266335-2 OCEAN_2.0_APPLICATOR-S-055F0700A</p>	 <p>TE Part # 2266335-2 OCEAN_2.0_APPLICATOR-S-055F0700A</p>	 <p>TE Part # 7-2266335-1 OCEAN_2.0_APPLICATOR-S-055F0700</p>
 <p>TE Part # 7-2266335-2 OCEAN_2.0_APPLICATOR-S-055F0700A</p>	 <p><b>KIT</b> REPRESENTATION ONLY</p> <p>TE Part # 7-2266335-7 OCEAN_2.0_SPARE_PART_KIT-055F0700</p>	<p>TE Part # 466908-2 SCA SMPR055F0700S</p>	

Also in the Series | AMP Type III+

 <p>Insertion &amp; Extraction Tools(4)</p>	 <p>Power Contacts(409)</p>
--	---

Customers Also Bought

 <p>TE Part #167293-1 15P.HDP20 PLUG ASSY</p>	 <p>TE Part #8-1393253-3 W69-X2Q12-10=M6/M7/M9/W6/W7</p>	 <p>TE Part #8-1393253-6 W69-X2Q12-20=M6/M7/M9/W6/W7</p>	 <p>TE Part #4-1623720-1 CCR2 15R 10% TAPED</p>
--	--	---	--



## Documents

### Product Drawings

III+ PIN,26-24,15AU/FL,STRIP

English

### CAD Files

Customer View Model

ENG\_CVM\_CVM\_66106-7\_AS.2d\_dxf.zip

English

3D PDF

3D

Customer View Model

ENG\_CVM\_CVM\_66106-7\_AS.3d\_igs.zip

English

Customer View Model

ENG\_CVM\_CVM\_66106-7\_AS.3d\_stp.zip

English

By downloading the CAD file I accept and agree to the [Terms and Conditions](#) of use.

### Datasheets & Catalog Pages

AMP Circular Connectors for Commercial Signal & Power Applications

English

Signal Contacts

English

M\_SERIES\_PIN\_AND\_SOCKET\_CONNECTORS

English

### Product Specifications





### Application Specification

English

---

### Instruction Sheets

[Instruction Sheet \(U.S.\)](#)

Japanese

[Instruction Sheet \(U.S.\)](#)

English