



Data sheet | Item number: 883-1204

2-conductor through terminal block; 120 mm²; with screw-type connection;
120,00 mm²; blue

www.wago.com/883-1204



Data

Electrical data

Ratings per IEC/EN

Ratings per	IEC/EN 60947-7-1
Nominal voltage (III/3)	1000 V
Rated surge voltage (III/3)	8 kV
Rated current	269 A
Rated current 2	290 A
Legend (ratings)	(III / 3) ≙ Overvoltage category III / Pollution degree 3

Ratings per UL

Approvals per	UL 1059
Rated voltage UL (Use Group B)	600 V
Rated current UL (Use Group B)	228 A
Rated voltage UL (Use Group C)	600 V
Rated current UL (Use Group C)	228 A

Subject to changes. Please also observe the further product documentation!

WAGO Kontakttechnik GmbH & Co. KG
Hansastr. 27
32423 Minden
Phone: +49571 887-0 | Fax: +49571 887-169
Email: info.de@wago.com | Web: www.wago.com

Do you have any questions about our products?
We are always happy to take your call at +49 (571) 887-44222.



Rated voltage UL (Use Group D)	600 V
Rated current UL (Use Group D)	228 A

Ratings per CSA

Approvals per	C22.2 No 158
Rated voltage CSA (Use Group B)	600 V
Rated current CSA (Use Group B)	228 A
Rated voltage CSA (Use Group C)	600 V
Rated current CSA (Use Group C)	228 A
Rated voltage CSA (Use Group D)	600 V
Rated current CSA (Use Group D)	228 A

Connection data

Connection technology	Screw-type connection
Actuation type	T-wrench; 6 mm
Connectable conductor materials	Copper
Nominal cross-section	120 mm ²
Solid conductor	16 ... 150 mm ² / 6 AWG ... 300 kcmil
Stranded conductor	16 ... 150 mm ² / 6 AWG ... 300 kcmil
Fine-stranded conductor	16 ... 120 mm ² / 6 AWG ... 250 kcmil
Fine-stranded conductor; with insulated ferrule	16 ... 95 mm ² / 6 ... 3/0 AWG
Strip length	27 mm / 1.06 inch
Total number of connection points	2
Total number of potentials	1
Number of levels	1
Wiring type	Side-entry wiring
Number of jumper slots	1
Screw thread	M10

Physical data

Width	27 mm / 1.063 inch
Height	91 mm / 3.583 inch

Mechanical data

Tightening torque	12 ... 20 Nm
Design	horizontal type

Subject to changes. Please also observe the further product documentation!

WAGO Kontakttechnik GmbH & Co. KG
 Hansastr. 27
 32423 Minden
 Phone: +49571 887-0 | Fax: +49571 887-169
 Email: info.de@wago.com | Web: www.wago.com

Do you have any questions about our products?
 We are always happy to take your call at +49 (571) 887-44222.

Mounting type	DIN-rail 35 x 7.5
Marking level	Side marking

Material data

Color	blue
Insulation material	Polyamide (PA66)
Flammability class per UL94	V0
Weight	280.7 g

Environmental requirements


Continuous operating temperature	-35 ... +105 °C
----------------------------------	-----------------

Commercial data


Packaging type	BOX
Country of origin	DE
GTIN	4055143940610
Customs tariff number	85369010000


Compatible products

General accessories


	Item no.: 883-1299 Insertion plate for flat cables; for 883 Series; 120 mm ² ; silver-colored	www.wago.com/883-1299
--	--	--

assembling

	Item no.: 249-117 Screwless end stop; 10 mm wide; for DIN-rail 35 x 15 and 35 x 7.5; gray	www.wago.com/249-117
--	---	--


	Item no.: 249-197 Screwless end stop; 14 mm wide; for DIN-rail 35 x 15 and 35 x 7.5; gray	www.wago.com/249-197
--	---	--

Carrier rail















	Item no.: 210-112 Steel carrier rail; 35 x 7.5 mm; 1 mm thick; 2 m long; slotted; according to EN 60715; "Hole width 25 mm; silver-colored	www.wago.com/210-112
--	--	--

	Item no.: 210-113 Steel carrier rail; 35 x 7.5 mm; 1 mm thick; 2 m long; unslotted; according to EN 60715; silver-colored	www.wago.com/210-113
--	---	--















	Item no.: 210-114 Steel carrier rail; 35 x 15 mm; 1.5 mm thick; 2 m long; unslotted; similar to EN 60715; silver-colored	www.wago.com/210-114
--	--	--

	Item no.: 210-115 Steel carrier rail; 35 x 7.5 mm; 1 mm thick; 2 m long; slotted; according to EN 60715; "Hole width 18 mm; silver-colored	www.wago.com/210-115
--	--	--














Subject to changes. Please also observe the further product documentation!

	Item no.: 210-118 Steel carrier rail; 35 x 15 mm; 2.3 mm thick; 2 m long; unslotted; according to EN 60715; silver-colored	www.wago.com/210-118
	Item no.: 210-197 Steel carrier rail; 35 x 15 mm; 1.5 mm thick; 2 m long; slotted; similar to EN 60715; silver-colored	www.wago.com/210-197
	Item no.: 210-198 Copper carrier rail; 35 x 15 mm; 2.3 mm thick; 2 m long; unslotted; according to EN 60715; copper-colored	www.wago.com/210-198
	Item no.: 210-504 Steel carrier rail; 35 x 7.5 mm; 1 mm thick; 2 m long; slotted; galvanized; according to EN 60715; silver-colored	www.wago.com/210-504
	Item no.: 210-505 Steel carrier rail; 35 x 7.5 mm; 1 mm thick; 2 m long; unslotted; galvanized; according to EN 60715; silver-colored	www.wago.com/210-505
	Item no.: 210-506 Steel carrier rail; 35 x 15 mm; 1.5 mm thick; 2 m long; unslotted; galvanized; similar to EN 60715; silver-colored	www.wago.com/210-506
	Item no.: 210-508 Steel carrier rail; 35 x 15 mm; 1.5 mm thick; 2 m long; slotted; galvanized; similar to EN 60715; silver-colored	www.wago.com/210-508
Marking accessories		
	Item no.: 2009-115 WMB-Inline; for Smart Printer; 1500 pieces on roll; stretchable 5 - 5.2 mm; plain; snap-on type; white	www.wago.com/2009-115
	Item no.: 2009-115/000-002 WMB-Inline; for Smart Printer; 1500 pieces on roll; stretchable 5 - 5.2 mm; plain; snap-on type; yellow	www.wago.com/2009-115/000-002
	Item no.: 2009-115/000-005 WMB-Inline; for Smart Printer; 1500 pieces on roll; stretchable 5 - 5.2 mm; plain; snap-on type; red	www.wago.com/2009-115/000-005
	Item no.: 2009-115/000-006 WMB-Inline; for Smart Printer; 1500 pieces on roll; stretchable 5 - 5.2 mm; plain; snap-on type; blue	www.wago.com/2009-115/000-006
	Item no.: 2009-115/000-007 WMB-Inline; for Smart Printer; 1500 pieces on roll; stretchable 5 - 5.2 mm; plain; snap-on type; gray	www.wago.com/2009-115/000-007
	Item no.: 2009-115/000-012 WMB-Inline; for Smart Printer; 1500 pieces on roll; stretchable 5 - 5.2 mm; plain; snap-on type; orange	www.wago.com/2009-115/000-012
	Item no.: 2009-115/000-017 WMB-Inline; for Smart Printer; 1500 pieces on roll; stretchable 5 - 5.2 mm; plain; snap-on type; light green	www.wago.com/2009-115/000-017

Subject to changes. Please also observe the further product documentation!

	<p>Item no.: 2009-115/000-023 WMB-Inline; for Smart Printer; 1500 pieces on roll; stretchable 5 - 5.2 mm; plain; snap-on type; green</p>	www.wago.com/2009-115/000-023
	<p>Item no.: 2009-115/000-024 WMB-Inline; for Smart Printer; 1500 pieces on roll; stretchable 5 - 5.2 mm; plain; snap-on type; violet</p>	www.wago.com/2009-115/000-024
	<p>Item no.: 793-501 WMB marking card; as card; not stretchable; plain; snap-on type; white</p>	www.wago.com/793-501
	<p>Item no.: 793-501/000-002 WMB marking card; as card; not stretchable; plain; snap-on type; yellow</p>	www.wago.com/793-501/000-002
	<p>Item no.: 793-501/000-005 WMB marking card; as card; not stretchable; plain; snap-on type; red</p>	www.wago.com/793-501/000-005
	<p>Item no.: 793-501/000-006 WMB marking card; as card; not stretchable; plain; snap-on type; blue</p>	www.wago.com/793-501/000-006
	<p>Item no.: 793-501/000-007 WMB marking card; as card; not stretchable; plain; snap-on type; gray</p>	www.wago.com/793-501/000-007
	<p>Item no.: 793-501/000-012 WMB marking card; as card; not stretchable; plain; snap-on type; orange</p>	www.wago.com/793-501/000-012
	<p>Item no.: 793-501/000-017 WMB marking card; as card; not stretchable; plain; snap-on type; light green</p>	www.wago.com/793-501/000-017
	<p>Item no.: 793-501/000-023 WMB marking card; as card; not stretchable; plain; snap-on type; green</p>	www.wago.com/793-501/000-023
	<p>Item no.: 793-501/000-024 WMB marking card; as card; not stretchable; plain; snap-on type; violet</p>	www.wago.com/793-501/000-024
	<p>Item no.: 793-5501 WMB marking card; as card; for terminal block width 5 - 17.5 mm; stretchable 5 - 5.2 mm; plain; snap-on type; white</p>	www.wago.com/793-5501
	<p>Item no.: 793-5501/000-002 WMB marking card; as card; for terminal block width 5 - 17.5 mm; stretchable 5 - 5.2 mm; plain; snap-on type; yellow</p>	www.wago.com/793-5501/000-002
	<p>Item no.: 793-5501/000-005 WMB marking card; as card; for terminal block width 5 - 17.5 mm; stretchable 5 - 5.2 mm; plain; snap-on type; red</p>	www.wago.com/793-5501/000-005

Subject to changes. Please also observe the further product documentation!

	<p>Item no.: 793-5501/000-006 WMB marking card; as card; for terminal block width 5 - 17.5 mm; stretchable 5 - 5.2 mm; plain; snap-on type; blue</p>	www.wago.com/793-5501/000-006
	<p>Item no.: 793-5501/000-007 WMB marking card; as card; for terminal block width 5 - 17.5 mm; stretchable 5 - 5.2 mm; plain; snap-on type; gray</p>	www.wago.com/793-5501/000-007
	<p>Item no.: 793-5501/000-012 WMB marking card; as card; for terminal block width 5 - 17.5 mm; stretchable 5 - 5.2 mm; plain; snap-on type; orange</p>	www.wago.com/793-5501/000-012
	<p>Item no.: 793-5501/000-014 WMB marking card; as card; for terminal block width 5 - 17.5 mm; stretchable 5 - 5.2 mm; plain; snap-on type; brown</p>	www.wago.com/793-5501/000-014
	<p>Item no.: 793-5501/000-017 WMB marking card; as card; for terminal block width 5 - 17.5 mm; stretchable 5 - 5.2 mm; plain; snap-on type; green</p>	www.wago.com/793-5501/000-017
	<p>Item no.: 793-5501/000-023 WMB marking card; as card; for terminal block width 5 - 17.5 mm; stretchable 5 - 5.2 mm; plain; snap-on type; light green</p>	www.wago.com/793-5501/000-023
	<p>Item no.: 793-5501/000-024 WMB marking card; as card; for terminal block width 5 - 17.5 mm; stretchable 5 - 5.2 mm; plain; snap-on type; violet</p>	www.wago.com/793-5501/000-024
Jumper		
	<p>Item no.: 883-1242 Jumper; 2-way; unplated; silver-colored</p>	www.wago.com/883-1242
	<p>Item no.: 883-1243 Jumper; 3-way; unplated; silver-colored</p>	www.wago.com/883-1243
	<p>Item no.: 883-1244 Jumper; 4-way; unplated; silver-colored</p>	www.wago.com/883-1244
potential distribution		
	<p>Item no.: 883-1230 Power tap; 10,00 mm²; beige</p>	www.wago.com/883-1230
Protective Warning Marker		
	<p>Item no.: 883-1286 Protective warning marker; with high-voltage symbol; yellow</p>	www.wago.com/883-1286
	<p>Item no.: 883-1288 Protective warning marker; with high-voltage symbol; white</p>	www.wago.com/883-1288

Subject to changes. Please also observe the further product documentation!



Downloads

Documentation

Bid Text

883-1204 X81 - Datei	xml 5.8 kB	Download
-------------------------	---------------	----------

883-1204 docx - Datei	docx 14.6 kB	Download
--------------------------	-----------------	----------

Additional Information

Technical explanations	3. 4. 2019	pdf 2.2 MB	Download
------------------------	------------	---------------	----------

CAD/CAE-Data

CAE data

ZUKEN Portal 883-1204	URL	Download
-----------------------	-----	----------

CAD data

2D/3D Models 883-1204	URL	Download
-----------------------	-----	----------

Environmental Product Compliance


Compliance Search

Environmental Product Compliance 883-1204 2-conductor through terminal block; 120 mm ² ; with screw-type connection; 120,00 mm ² ; blue	URL	Download
--	-----	----------

Installation Notes

Installation


Subject to changes. Please also observe the further product documentation!



Mounting and removing through terminal blocks

Mounting is performed by simply snapping the terminal block onto the DIN-rail. The pins in the housing increase mechanical stability in the terminal block assembly when the rail-mount terminal blocks are pushed together. Removal is performed by pushing back one of the locking elements on both sides and simultaneously tilting it off the DIN-rail.

Conductor termination




Conductor termination and clamping point actuation

The stripped conductor is inserted into the clamping unit until it hits the backstop. By turning the screw to the right with a 6 mm T-wrench, the conductor is indirectly pressed against the current bar via the clamping bracket.


Commoning

Subject to changes. Please also observe the further product documentation!



Commoning

Step 1: Remove the inner partitions at the defined break points (a cutting tool may be required to cut off the partitions).



Commoning

Step 2: Insert the jumper into the jumper slot and tighten the screws with a slotted screwdriver. The jumpers are designed for the rated current of the screw terminal block.

Cover




Protective warning marker

The warning covers marked with a lightning arrow are snapped onto the screw terminal block from above and close the actuation slot. This safeguard prevents actuation of the clamping point under voltage and guarantees protection against accidental contact.

Power tap

Subject to changes. Please also observe the further product documentation!



Power tap

The power tap is inserted into the slot above the conductor entry and pressed indirectly against the current bar via the clamping bracket when the clamping point is actuated.



Insertion plate

To connect flat cables, the insertion plates are mounted into the clamping bracket to compensate for the V-shaped geometry and provide a secure conductor connection.

Testing


Subject to changes. Please also observe the further product documentation!



Testing


Voltage measurements can be performed via the screw heads in the actuation slot (e. g., via 2-pole 206-707 Voltage Tester).

Marking



Marking

The screw terminal blocks can be labeled quickly and easily with the WMB Inline marking system. The markers are inserted into the receptacles provided for this purpose.



Marking

The 2009-198 Marker Carrier allows marking strips to be used.

Subject to changes. Please also observe the further product documentation!