

## 4080W 3-Phase Input Industrial Power Supplies

<https://product.tdk.com/en/power/tps>  
[www.emea.lambda.tdk.com/tps](http://www.emea.lambda.tdk.com/tps)



COTS



Industrial



Test



COMM



Broadcast

The TPS series industrial AC-DC power supplies offer output power up to 4,080W in a 2U high package with 3 phase supply input. Features include voltage and current programming, remote on/off, remote sense, a standby supply, PMBus communication, built in ORing FET and wide operating temperature range of -40°C to +70°C. The TPS4000 is also designed to meet MIL-STD-461F/G RE102 EMI and MIL-STD-810F vibration and shock.

Features	Benefits
• 400/440/480 VAC (Nominal) 3 Phase Delta or Wye	• Global Use
• Fully Regulated, Wide Range Voltage Adjustment	• Versatile Application
• Voltage and Current Programming	• Flexible Control and Adjustment
• -40°C (start up) to +70°C operation	• Suitable for Rugged Environments
• 92% Typical Efficiency	• Less Energy Used
• PMBus Communication	• Remote Output Programming and Monitoring
• Built in ORing FET for parallel operation	• Suitable for N + 1 Redundancy

Model Selector						
Model	Nominal Output Voltage (V)	Adjustment Range (V)	Max Current (A)	Max Power (W)	Max Current at Nominal Voltage (A)	Max Power at Nominal Voltage (V)
TPS4000-24	24	19.2 - 28.5	166	4000	170	4080
TPS4000-48	48	38.4 - 58	83.3	4000	85	4080

\*Wider range adjustment as stated on the UL safety files are possible, although some parameters might not meet some of the listed specifications.

Specification		
Model	TPS4000	
<b>Input</b>		
Input Voltage range	V	350 - 528VAC, Delta or Wye 3 phase
Input Frequency	Hz	47 - 63Hz
Input Current (At nominal Vin)	A	8A per phase (steady state)
Inrush Current at 400-480VAC (Cold Start)	A	<25A per phase (excluding initial filter capacitor charging <2ms)
Dropped Phase Power	W	1600W. Not recommended for long term operation
Leakage Current	uA	<3mA
Power Factor (400-480VAC)	-	0.92 typical at rated load, nominal Vin
Harmonics	-	Not applicable
Hold Up Time (typ) at 115VAC Input	ms	>10ms at 80% of rated current, nominal input/output voltage
Efficiency (Typical)	-	92%
Conducted & Radiated EMI	-	EN55032-A Conducted and radiated (In end system)
Immunity	-	EN61000, see immunity table. MIL-STD-461F/G CS101, CS114 (Army Ground), CS115, CS116
Line Dip	-	SEMI F47-0706 at 480VAC nominal (Criteria B)
Safety Agency Certifications	-	IEC/UL/CSA/EN62368-1, 60950-1, CE Mark

Immunity				
Test	Standard	Test Level	Criteria	Notes
ESD	EN61000-4-2	±8 kV air discharge, ±4 kV contact discharge	B	See test report
Radiated Susceptibility	EN61000-4-3	3 V/m from 80-1000 MHz (80% AM at 1kHz)	A	See test report
Electrical Fast Transient Burst	EN61000-4-4	Power line pulses of ± 1 kV; I/O line pulses of ± 0.5 kV	B	See test report
Surge	EN61000-4-5	3±2kV common mode, ±1kV differential mode	B	See test report
Conducted Susceptibility	EN61000-4-6	3 Vrms, 150 kHz - 80 MHz 1 kHz 80% AM	A	See test report
Magnetic fields	EN61000-4-8	Inductive loop at 50 Hz, to 30.0 amps (rms) per meter & 300.0 amps (rms) per meter	A	See test report
Voltage Dips and Input Interruptions	EN61000-4-11	Voltage Dips of 30% and >95%; Interruptions of >95%.	B / C	See test report

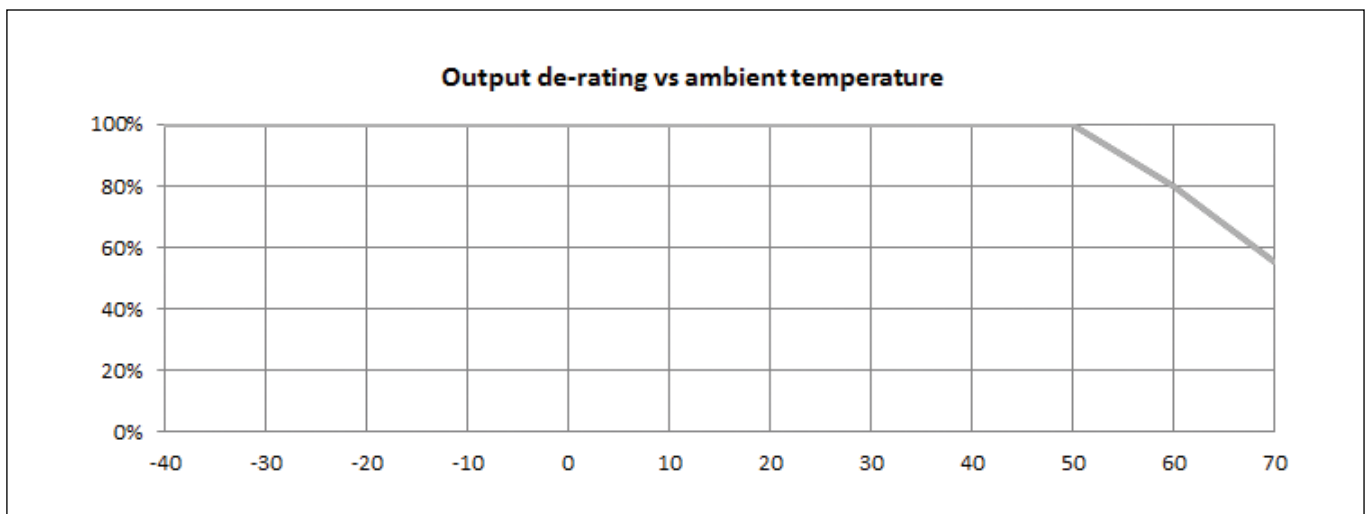
Specification		
Model	TPS4000	
<b>Output</b>		
Line Regulation	%	<0.25%
Load Regulation	%	<0.5%
Total Regulation	%	<1.75%
Warm Up Drift	%	<0.2%
Temperature Stability	-	0.05% of rated Vout for 8hrs after 30min warmup
Temperature Coefficient	ppm/°C	200ppm/°C
Ripple & Noise (pk-pk) Maximum	mV	24V model: 240mV, 48V model: 480mV
Minimum Load	A	None
Overcurrent Protection	%	Adjustable (70-105% of maximum rated current). Constant current style.
Overvoltage Protection	%	115% of output voltage set point (tracking). Cycle AC or use the remote on/off to reset
Overtemperature Protection	-	Internal thermostat. Automatic reset
Fan Fail	-	Blocked or fan failure detection. Cycle AC input or use PMBus to reset
Remote Sense	-	Compensates for a total of 1V cable drop
Remote On/Off	-	Enable or inhibit (selectable)
Voltage Programming	-	0 - 5V external voltage adjusts the output from Vout max to Vout min
Overcurrent Programming	-	0 - 5V external voltage adjusts the current limit from Iout max to Iout min
DC Good	-	Open Collector, ON when output is above 90% of output set point (tracking)
AC Fail	-	Open Collector, ON when AC input is above 340VAC, the load is >30% and unit is enabled
Dropped Phase Warning	-	Open collector, OFF during normal operation, active low during dropped phase state. Load >30%
Standby Voltage	-	11.2 - 12.5V, 0.3A
Indicators	-	Green LEDs indicates DC is OK and AC is ON. Blinking red/green during dropped phase (Load >30%)
Parallel Operation	-	Single wire current share, up to 8 units. (Internal ORing MOSFETs are fitted). Derate to 90% output power
Series Operation	-	Possible, see installation manual

Specification		
Model		TPS4000
<b>Environmental</b>		
Operating Temperature (-40°C start-up)	°C	-10° to +70°, derate linearly from 100% to 80% load from 50° to 60°, and from 80% to 55% at 70° (At -40°C a 10 min warm up at 80% load is required to meet specification)
Storage Temperature	°C	-40° to +85°
Humidity (non condensing)	%RH	10 - 95%RH
Cooling	-	Internal variable speed fan
Altitude	m	4,000m
Withstand Voltage (For 1 minute)	VAC	Input to Ground 2,000VAC, Input to Output 3,000VAC, Output to Ground 500VDC
Isolation Resistance	MΩ	>100MΩ at 25°C, 70%RH & 500VDC
Vibration (Operating)	-	Designed to meet MIL-STD-810F, Method 514.5, Proc I, Category 1, 10
Shock	-	Designed to meet MIL-STD-810F, Method 516.5, Procedure I, IV & VI
<b>Other</b>		
Weight (Typ)	g	4,000
Size (WxHxD)	mm	107 x 84.4 x 335 (excluding output busbars)
Size (WxHxD)	Inches	4.21 x 3.33 x 13.2 (excluding output busbars)
Mating Connectors	-	Signal: Housing, JST PHDR-20VS, Crimp terminals, SPHD-001T-P0.5 PMBus shunt jumper: Samtec 2SN-BK-G
MTBF - Telcordia SR-332 issue 3	hrs	250,000 hours Method 1, Ground Benign, 25C, nominal input
Warranty	yrs	3 years
<b>PMBus Functions</b>		
Output Voltage Monitoring		
Output Current Monitoring		
Internal Temperature Monitoring		
Remote On/Off Programming		
Remote Voltage Programming		
Remote Overcurrent Programming		
Fault Clearing		
Reading Manufacturing Related Data		

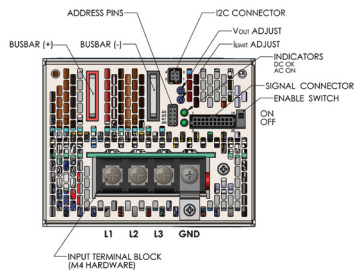
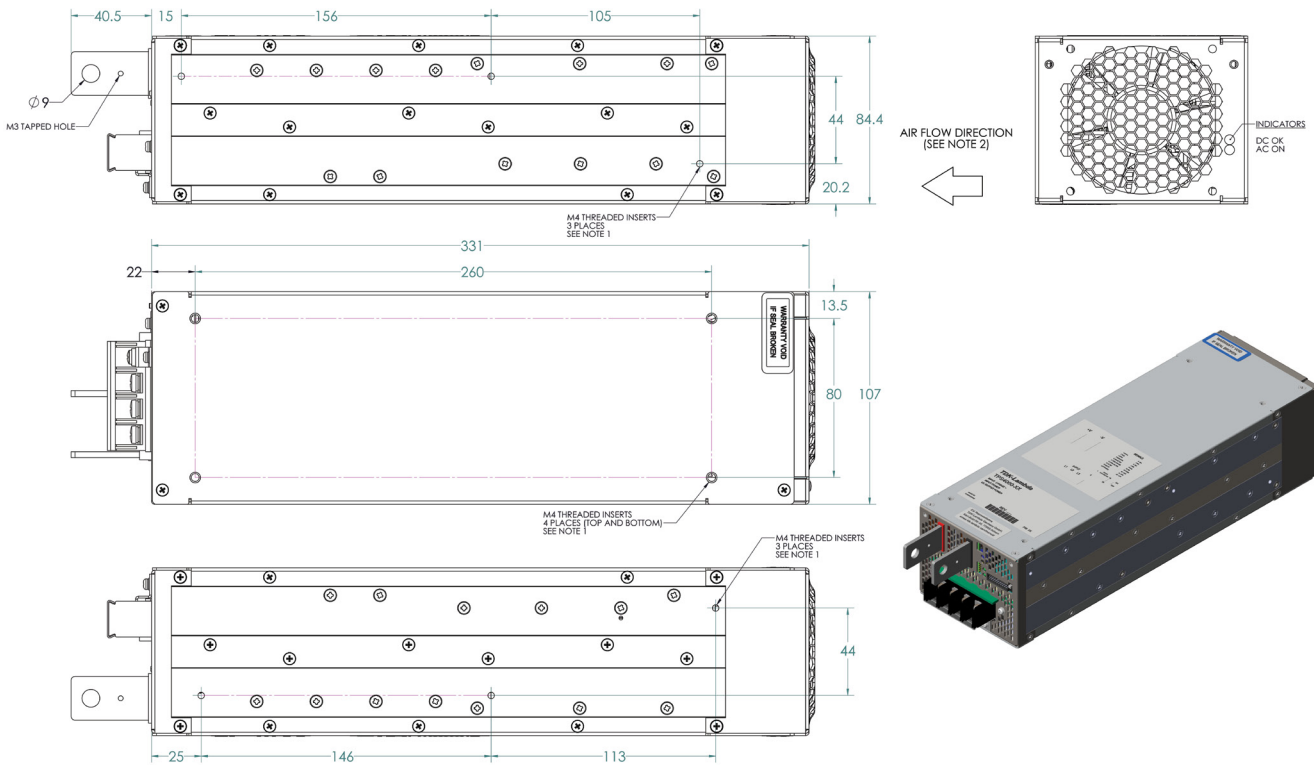
#### Notes

See website for detailed specifications, test methods and installation manual

### Derating Curve



## Outline Drawing



I2C CONNECTOR	PIN No.	FUNCTION
1	SDA	
2	SCL	
3	SMB GND	
4	SMB ALERT	

ADDRESS PINS	FUNCTION
V <sub>ADJUST</sub> (+)	+
R1N	A1
R1N	A2
R1N	A3
R1N	A4
V <sub>ADJUST</sub> (-)	-
CORE 13V	

SIGNAL CONNECTOR	PIN No.	FUNCTION
1	ENABLE	
2	IGN	
3	V <sub>OUT</sub>	
4	ENABLE	
5	OT	
6	+SNS	
7	GND (SIGNAL)	
8	-SNS	
9	PHASE OK	
10	IGN	
11	RTN (PHASE OK)	
12	PSON	
13	RTN (AC OK)	
14	PSON	
15	AC OK	
16	+SNS	
17	DC OK	
18	-SNS	
19	RTN (DC OK)	
20	+12V	

### TDK-Lambda OUTLINE DRAWING TPS4000-XX

- NOTES:
1. MOUNTING SCREWS MUST NOT PROTRUDE INTO THE POWER SUPPLY MORE THAN 6mm
  2. ALLOW A MINIMUM OF 50mm UNRESTRICTED AIR SPACE AT THE REAR OF THE UNIT. DO NOT OBSTRUCT AIR FLOW TO THE FRONT PANEL
  3. SIGNAL CONNECTOR RECEPTACLE: JST P/N: PHDR-20VS RECEPTACLE CONTACTS: JST P/N: SPHD-001F-P0.5
  4. I2C CONNECTOR RECEPTACLE: MOLEX P/N: 51110-0460 RECEPTACLE CONTACTS: MOLEX P/N: 50394-8051
  5. ADDRESS PIN SELECTOR SHUNT JUMPER: SAMTEC P/N: 25N-BK-G

11/2019: Added second side view with mounting hole dimensions



## TDK-Lambda France SAS

Tel: +33 1 60 12 71 65  
france@fr.tdk-lambda.com  
www.emea.lambda.tdk.com/fr



## Italy Sales Office

Tel: +39 02 61 29 38 63  
info.italia@it.tdk-lambda.com  
www.emea.lambda.tdk.com/it



## Netherlands

info@nl.tdk-lambda.com  
www.emea.lambda.tdk.com/nl



## TDK-Lambda Germany GmbH

Tel: +49 7841 666 0  
info.germany@de.tdk-lambda.com  
www.emea.lambda.tdk.com/de



## Austria Sales Office

Tel: +43 2256 655 84  
info@at.tdk-lambda.com  
www.emea.lambda.tdk.com/at



## Switzerland Sales Office

Tel: +41 44 850 53 53  
info@ch.tdk-lambda.com  
www.emea.lambda.tdk.com/ch



## Nordic Sales Office

Tel: +45 8853 8086  
info@dk.tdk-lambda.com  
www.emea.lambda.tdk.com/dk



## TDK-Lambda UK Ltd.

Tel: +44 (0) 12 71 85 66 66  
info@uk.tdk-lambda.com  
www.emea.lambda.tdk.com/uk



## TDK-Lambda Ltd.

Tel: +9 723 902 4333  
info@tdk-lambda.co.il  
www.emea.lambda.tdk.com/il



## C.I.S.

### Commercial Support:

Tel: +7 (495) 665 2627

### Technical Support:

Tel: +7 (812) 658 0463  
info@tdk-lambda.ru  
www.emea.lambda.tdk.com/ru



## TDK-Lambda Americas

Tel: +1 800-LAMBDA-4 or 1-800-526-2324  
powersolutions@us.tdk-lambda.com  
www.us.lambda.tdk.com



## TDK Electronics do Brasil Ltda

Tel: +55 11 3289-9599  
sales.br@tdk-electronics.tdk.com  
www.tdk-electronics.tdk.com/en



## TDK-Lambda Corporation

Tel: +81-3-6778-1113  
www.jp.lambda.tdk.com



## TDK-Lambda (China) Electronics Co. Ltd.

Tel: +86 21 6485-0777  
powersolutions@cn.tdk-lambda.com  
www.lambda.tdk.com.cn



## TDK-Lambda Singapore Pte Ltd.

Tel: +65 6251 7211  
tts.mkt@sg.tdk-lambda.com  
www.sg.lambda.tdk.com



## TDK India Private Limited, Power Supply Division

Tel: +91 80 4039-0660  
mathew.philip@in.tdk-lambda.com  
www.sg.lambda.tdk.com

