



44~49W AC-DC Dual Output Desktop

P50A-D series



■ Features :

- 3 pole AC inlet IEC320-C14
- Class I power (with earth pin)
- Protections: Short circuit / Overload / Over voltage
- Fully enclosed plastic case
- Fix switching frequency and regulation
- Topology: PWM 3882 circuit
- LED indicator for power on
- Approvals: UL / CUL / TUV / CE
- 1 year warranty

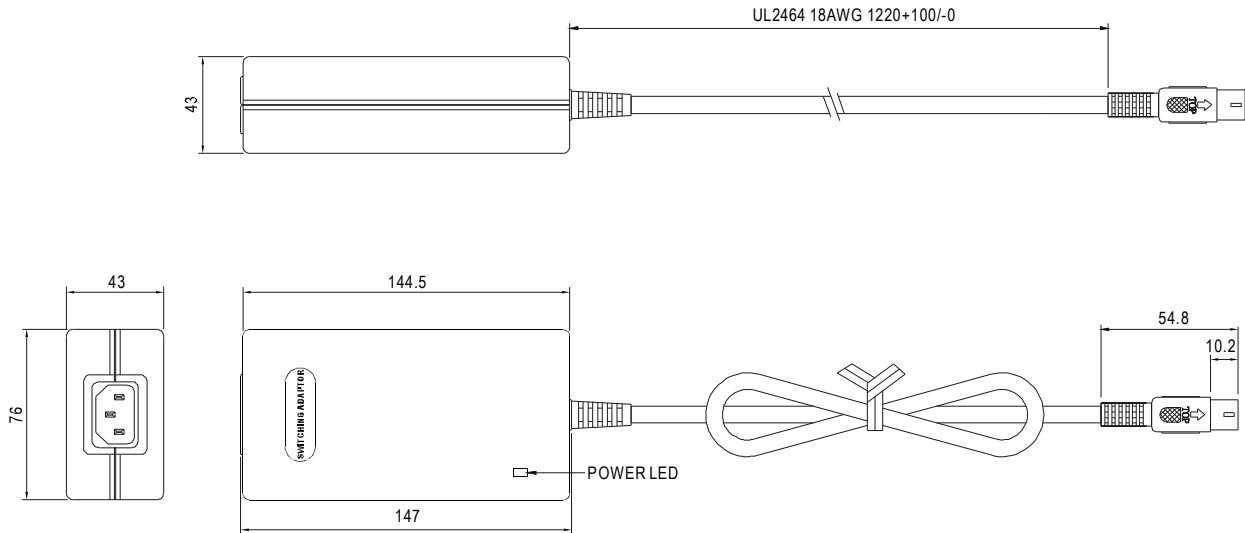


SPECIFICATION

ORDER NO.		P50A13-R1B		P50A14-R1B		P50A16-R1B	
OUTPUT	SAFETY MODEL NO.	P50A13		P50A14		P50A16	
	DC VOLTAGE Note.2	5V	12V	5V	15V	5V	24V
	RATED CURRENT	4A	2A	4A	1.8A	4A	1A
	CURRENT RANGE	0.5 ~ 4.0A	0.1 ~ 2.0A	0.5 ~ 4.0A	0.1 ~1.8A	0.5 ~ 4.0A	0.1 ~ 1.0A
	RATED POWER	44W		47W		49W	
	RIPPLE & NOISE (max.) Note.3	50mVp-p	100mVp-p	50mVp-p	100mVp-p	50mVp-p	100mVp-p
	VOLTAGE ADJ. RANGE	Fixed					
	VOLTAGE TOLERANCE Note.4	±6.0%	±10%	±6.0%	±10%	±6.0%	±10%
	LINE REGULATION Note.5	±1.0%	±1.0%	±1.0%	±1.0%	±1.0%	±1.0%
	LOAD REGULATION Note.6	±5.0%	±9.0%	±5.0%	±9.0%	±5.0%	±9.0%
SETUP, RISE, HOLD UP TIME		1.5s, 50ms, 12ms at full load					
INPUT	VOLTAGE RANGE	90 ~ 264VAC 135 ~ 370VDC					
	FREQUENCY RANGE	47 ~ 63Hz					
	EFFICIENCY (Typ.)	70%		74%		75%	
	AC CURRENT	1.6A / 100VAC					
	INRUSH CURRENT (max.)	40A / 230VAC					
	LEAKAGE CURRENT(max.)	0.75mA / 240VAC					
PROTECTION	OVERLOAD	150 ~ 250% rated output power Protection type : Hiccup mode, recovers automatically after fault condition is removed					
	OVER VOLTAGE	5V: 110 ~ 140% of rated output voltage Protection type : Shut down o/p voltage, re-power on to recover					
ENVIRONMENT	WORKING TEMP.	0 ~ +40℃ (Refer to "Derating Curve")					
	WORKING HUMIDITY	20% ~ 90% RH non-condensing					
	STORAGE TEMP., HUMIDITY	-20 ~ +85℃ , 10 ~ 95% RH					
	TEMP. COEFFICIENT	±0.03% / °C (0 ~ 50℃)					
	VIBRATION	10 ~ 500Hz, 2G 10min./1cycle, period for 60min. each along X, Y, Z axes					
SAFETY & EMC (Note. 7)	SAFETY STANDARDS	UL1950, CSA22.2, EN60950-1 approved					
	WITHSTAND VOLTAGE	I/P-O/P:3KVAC , I/P-FG:1.5KVAC					
	ISOLATION RESISTANCE	I/P-O/P,I/P-FG:100M Ohms / 500VDC / 25℃ / 70% RH					
	EMI CONDUCTION & RADIATION	Compliance to EN55022(CISPR22) class B					
	HARMONIC CURRENT	Compliance to EN61000-3-2,3					
	EMS IMMUNITY	Compliance to EN61000-4-2,3,4,5,6,11, ENV50204, light industry level, criteria A					
OTHERS	MTBF	280K hrs min. MIL-HDBK-217F (25℃)					
	DIMENSION	147*76*43mm (L*W*H)					
	PACKING	0.55kg; 36pcs / 21kg / CARTON					
CONNECTOR	PLUG	Standard type R1B: DIN 5PIN for stock ; Other type available by customer requested					
	CABLE	Standard type AWM2464 18Awg*4c with shiell 4ft for stock ; Other type available by customer requested					
NOTE		1.All parameters are specified at 230VAC input, rated load, 25℃ 70% RH ambient. 2.DC voltage: The output voltage set at point measure by plug terminal & 50% load. 3.Ripple & noise are measured at 20MHz by using a 12" twisted pair terminated with a 0.1uf & 47uf capacitor. 4.Tolerance: includes set up tolerance, line regulation, load regulation. 5.Line regulation is measured from low line to high line at rated load. 6.Load regulation is measured from 20% to 100% rated load. 7.The power supply is considered a component which will be installed into a final equipment. The final equipment must be re-confirmed that it still meets EMC directives.					

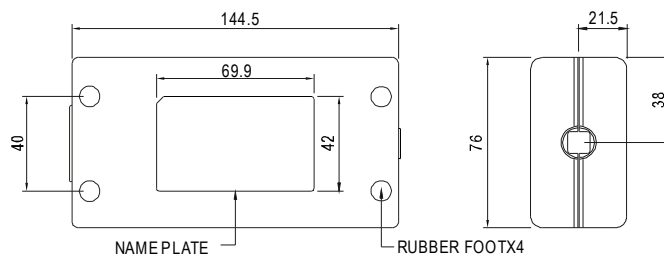
Mechanical Specification

Unit:mm



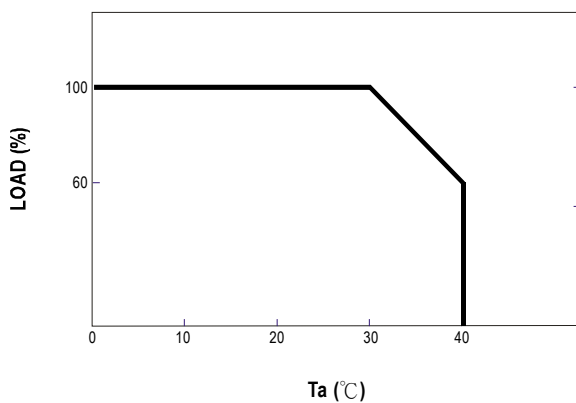
Plug Assignment

Standard plug: R1B (option)



PIN NO	OUTPUT
1	COM
2	COM
3	+5VDC
4	-Vout
5	+Vout

Derating Curve



Static Characteristics

