

Item description

Short description:

WAGO's Voltage Taps serve as busbar taps for measuring L- or N-conductors and are equipped with an integrated SIBA fuse with indicator. The built-in fuse is located directly above the voltage-carrying busbar. In the event of an overload and short circuit, the downstream measurement unit is safely disconnected before major damage occurs.

The voltage taps can be mounted directly on the busbar. Mounting is performed via M6 screw.

The measurement line is connected via Push-in CAGE CLAMP®, the universal connection technology for all conductor types that provides the simplicity of push-in terminations. Rigid conductors, such as solid and stranded conductors, as well as fine-stranded conductors with ferrules, can be terminated by simply pushing them in – no operating tool needed. The connection unit with a fuse and Push-in CAGE CLAMP® rotates. This creates additional added value by directly guiding subsequent wiring into the cable channel.

In addition, the voltage taps can be labeled with two different marking options.

Features:

- Fuse-protected voltage tap for measurement purposes
- Safe protection through integrated fuse with indicator (measurement line/device)
- WAGO push-in termination technology
- WAGO labeling options (WMB markers or marking strips)

Subject to changes. Please also observe the further product documentation!

**Note:**

Spare fuse: WAGO 855-8020

Data**Technical data****Output – voltage tap**

Rated voltage	AC 400 V
Fuse (voltage path)	2 A; 450 V; F; 70 kA; 5 x 25 mm (WAGO 855-8020)

Connection data

Connection technology	Push-in CAGE CLAMP®
WAGO Connector	WAGO 2724 Series
Solid conductor	0.2 ... 6 mm ² / 24 ... 10 AWG
Fine-stranded conductor	0.2 ... 6 mm ² / 24 ... 10 AWG
Strip length	10 ... 12 mm / 0.39 ... 0.47 inch

Physical data

Width	57 mm / 2.244 inch
Height	14 mm / 0.551 inch
Depth	48 mm / 1.89 inch

Mechanical data

Mounting type	M6 mount
Mounting type	Installation on busbar

Material data

Weight	30 g
--------	------

Environmental requirements

Surrounding air temperature (operation)	-25 ... 70 °C
Surrounding air temperature (storage)	-40 ... 85 °C
Relative humidity	5 ... 85 % (without condensation)
Operating altitude (max.)	2000 m
Vibration resistance	10g (industry; 5 ... 2000 Hz; per IEC 60068-2-6); 4g (ship; 5 ... 150 Hz)

Subject to changes. Please also observe the further product documentation!

per IEC 60068-2-6)

Standards and specifications




Standards/Specifications	IEC 60947-7-3
--------------------------	---------------

Commercial data

Packaging type	bag
Country of origin	NL
GTIN	4055143720038
Customs tariff number	85366990990

Compatible products

General accessories

	Item no.: 2007-8873 Compact terminal block; for current and voltage transformers; 6,00 mm ² ; multicoloured	www.wago.com/2007-8873
	Item no.: 2007-8874 Compact terminal block; for current and voltage transformers; 6,00 mm ² ; multicoloured	www.wago.com/2007-8874
	Item no.: 2007-8875 Compact terminal block; for current transformer circuit; 6,00 mm ² ; multicoloured	www.wago.com/2007-8875
	Item no.: 2007-8876 Compact terminal block; for 3-phase current transformer circuit; 6,00 mm ² ; multicoloured	www.wago.com/2007-8876
	Item no.: 2007-8877 Compact terminal block; for current transformer circuit; 6,00 mm ² ; multicoloured	www.wago.com/2007-8877
	Item no.: 2857-570/024-000 3-Phase Power Measurement Module; 3x400/690 V/RC; Modbus RTU; Digital output; Configuration via software; Supply voltage: 24 VDC	www.wago.com/2857-570/024-000
	Item no.: 2857-570/024-001 3-Phase Power Measurement Module; 3x400/690 V/1 A; Modbus RTU; Digital output; Configuration via software; Supply voltage: 24 VDC	www.wago.com/2857-570/024-001
	Item no.: 2857-570/024-005 3-Phase Power Measurement Module; 3x400/690 V/5 A; Modbus RTU; Digital output; Configuration via software; Supply voltage: 24 VDC	www.wago.com/2857-570/024-005
	Item no.: 855-8020 Miniature fuse; 5 x 25 mm; with indicator	www.wago.com/855-8020
	Item no.: 857-560 Voltage signal conditioner; Voltage input signal; Current and voltage output signal; Digital output; Configuration via software; Supply voltage: 24 VDC; 6 mm module width	www.wago.com/857-560
	Item no.: 857-569	

Subject to changes. Please also observe the further product documentation!



Power signal conditioner; Current and voltage input signal; Current and voltage output signal; Digital output; Configuration via software; Supply voltage: 24 VDC; 6 mm module width

www.wago.com/857-569

Downloads

Documentation

Bid Text

855-8006 X81 - Datei	19. 2. 2019	xml 4.6 kB	Download
-------------------------	-------------	---------------	----------

855-8006 docx - Datei	20. 2. 2019	docx 17.6 kB	Download
--------------------------	-------------	-----------------	----------

Instruction Leaflet

Potentialabgriffe	V 1.0.0	pdf 736.5 kB	Download
-------------------	---------	-----------------	----------

Additional Information

Disposal; Electrical and electronic equipment, Packaging	V 1.0.0	pdf 265.8 kB	Download
--	---------	-----------------	----------

Environmental Product Compliance


Compliance Search

Environmental Product Compliance 855-8006 Power tap; for busbar; with fuse; Mounting screw M6		URL	Download
--	--	-----	----------

Installation Notes


Installation

Subject to changes. Please also observe the further product documentation!




Installation on busbar; fastening with Allen wrench

Installation



Integrated SIBA fuse (overload and short circuit protection)

Installation



Push-in CAGE CLAMP® connection technology

Subject to changes. Please also observe the further product documentation!