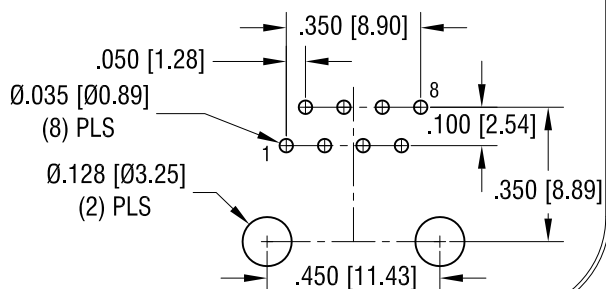
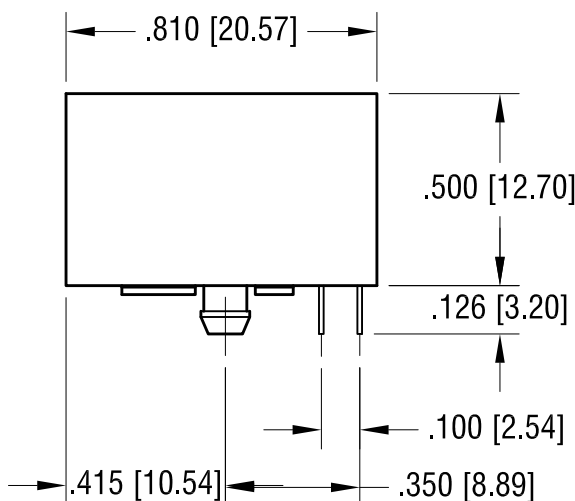
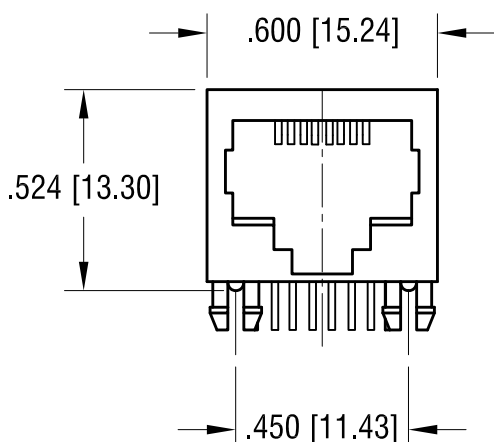
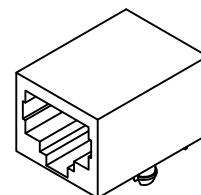


**PCB LAYOUT**



THIS DOCUMENT IS THE PROPERTY OF KEYSTONE ELECTRONICS CORP. AND SHALL NOT BE REPRODUCED, DISTRIBUTED OR USED AS A BASIS FOR MANUFACTURE WITHOUT PRIOR WRITTEN PERMISSION FROM KEYSTONE ELECTRONICS CORP.

**ACTUAL SIZE**



**NOTE:**

1. PLASTIC HOUSING:  
MAT'L- HIGH TEMP. THERMOPLASTIC  
RATED UL 94V-0, COLOR- BLACK
2. CONTACT: MAT'L PHOSPHOR BRONZE  
FINISH- GOLD PLATE, OVER NICKEL ON CONTACT  
TIN, OVER COPPER ON SOLDER TAILS
3. DIELECTRIC WITHSTANDING VOLTAGE:  
1000 VAC FOR 1 MIN.
4. STORAGE TEMPERATURE:  
-40°F (-40°C) TO +176°F (+85°C)  
OPERATION TEMPERATURE:  
-4°F (-20°C) TO 167°F (+75°C)

5. VOLTAGE RATING: 125 VAC Rms.  
CURRENT RATING- 1.5 Amps  
CONTACT RESISTANCE- 40 mΩ MAX.  
INSULATION RESISTANCE- 1000 MΩ MIN. @500 VDC  
DIELECTRIC STRENGTH: 1000 VAC Rms 60Hz. 1Min.

<b>KEYSTONE ELECTRONICS CORP.</b>			
www.keyelco.com • ASTORIA, N.Y. 11105-2017 • Tel (718) 956-8900			
PART NAME			
MODULAR TELEPHONE JACK, 8P8C			
MATERIAL			
AS NOTED			
FINISH		DRN BY	DATE
AS NOTED		NT	4.13.15
		APP'D	SCALE
		LN	2X
TOLERANCES	INCH [MM]	CODE	DWG NO.
DECIMAL	± .005 [± 0.13]	C	<b>948</b>
ANGULAR	± 1°		
UNLESS OTHERWISE SPECIFIED			

DATE	DESCRIPTION	REV.	
------	-------------	------	--