


## Base strip - MCV 0,5/ 4-G-2,5 - 1881574

Please be informed that the data shown in this PDF Document is generated from our Online Catalog. Please find the complete data in the user's documentation. Our General Terms of Use for Downloads are valid (<http://phoenixcontact.com/download>)

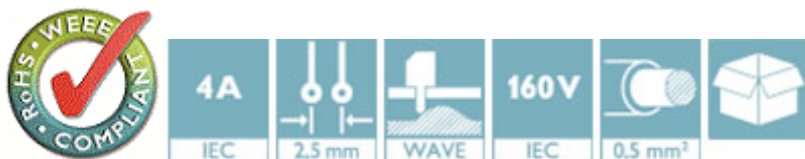
Header, Nominal current: 4 A, Rated voltage (III/2): 160 V, Number of positions: 4, Pitch: 2.5 mm, Color: green, Contact surface: Tin, Mounting: Wave soldering



The figure shows a 10-position version of the product

### Why buy this product

- Low-profile pin strips with a compact MICRO pitch of 2.5 mm
- Plug-in direction parallel and vertical to the PCB
- Individual position coding by inserting coding profiles



### Key Commercial Data

Packing unit	50 STK
Minimum order quantity	50 STK
GTIN	4 017918 156817
Weight per Piece (excluding packing)	0.84 g
Custom tariff number	85366990
Country of origin	Germany

### Technical data

#### Dimensions

Length	8.1 mm
Pitch	2.50 mm
Dimension a	7.5 mm
Width	12.2 mm
Constructional height	10.1 mm
Height	13.6 mm
Length of the solder pin	3.5 mm
Pin dimensions	0,8 x 0,8

# Base strip - MCV 0,5/ 4-G-2,5 - 1881574

## Technical data

### Dimensions

Pin spacing	0.00 mm
Hole diameter	1.2 mm

### General

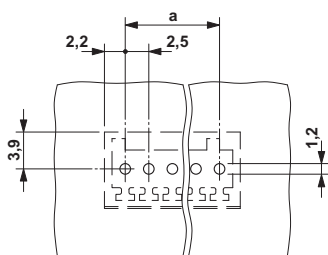
Range of articles	MCV 0,5/...-G
Insulating material group	I
Rated surge voltage (III/3)	1.5 kV
Rated surge voltage (III/2)	2.5 kV
Rated surge voltage (II/2)	2.5 kV
Rated voltage (III/3)	80 V
Rated voltage (III/2)	160 V
Rated voltage (II/2)	320 V
Connection in acc. with standard	EN-VDE
Nominal current $I_N$	4 A
Maximum load current	4 A
Insulating material	PA
Flammability rating according to UL 94	V0
Color	green
Number of positions	4

### Standards and Regulations

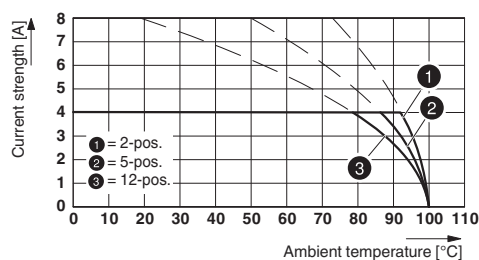
Connection in acc. with standard	EN-VDE
	CUL
Flammability rating according to UL 94	V0

## Drawings

Drilling diagram



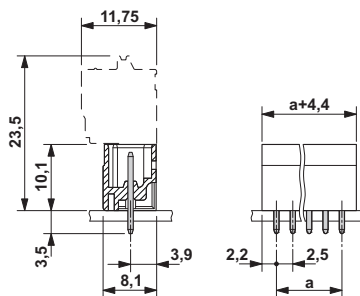
Diagram



Type: FK-MC 0,5/...-ST-2,5 with MCV 0,5/...-G-2,5

# Base strip - MCV 0,5/ 4-G-2,5 - 1881574

Dimensional drawing



## Classifications

### eCl@ss

eCl@ss 4.0	272607xx
eCl@ss 4.1	27260701
eCl@ss 5.0	27260701
eCl@ss 5.1	27260701
eCl@ss 6.0	27260704
eCl@ss 7.0	27440402
eCl@ss 8.0	27440402
eCl@ss 9.0	27440402

### ETIM

ETIM 3.0	EC001121
ETIM 4.0	EC002637
ETIM 5.0	EC002637

### UNSPSC

UNSPSC 6.01	30211810
UNSPSC 7.0901	39121409
UNSPSC 11	39121409
UNSPSC 12.01	39121409
UNSPSC 13.2	39121409

## Approvals

### Approvals

#### Approvals

UL Recognized / VDE Gutachten mit Fertigungsüberwachung / cUL Recognized / IECCE CB Scheme / CCA / EAC / EAC / cULus Recognized

#### Ex Approvals

# Base strip - MCV 0,5/ 4-G-2,5 - 1881574

## Approvals

Approvals submitted

### Approval details

UL Recognized	
	B
Nominal current IN	4 A
Nominal voltage UN	125 V

VDE Gutachten mit Fertigungsüberwachung	
Nominal current IN	4 A
Nominal voltage UN	80 V

cUL Recognized	
	B
Nominal current IN	4 A
Nominal voltage UN	125 V

IECEE CB Scheme	
Nominal current IN	4 A
Nominal voltage UN	80 V


CCA	
Nominal current IN	4 A
Nominal voltage UN	80 V

EAC	
-----	--

EAC	
-----	--

## Base strip - MCV 0,5/ 4-G-2,5 - 1881574

### Approvals

cULus Recognized 

### Accessories

Accessories

Coding element

Coding profile - CP-MC 0,5 - 1881435



Coding profile, is inserted into the groove in the header, red insulating material

### Labeled terminal marker

Marker card - SK 2,54/2,8:FORTL.ZAHLEN - 0804853



Marker card, Card, white, labeled, Horizontal: Consecutive numbers 1 - 10, 11 - 20, etc. up to 91 - 99, Mounting type: Adhesive, for terminal block width: 2.54 mm, Lettering field: 2.54 x 2.8 mm

### Additional products

Printed-circuit board connector - FK-MC 0,5/ 4-ST-2,5 - 1881341



Plug component, Nominal current: 4 A, Rated voltage (III/2): 160 V, Number of positions: 4, Pitch: 2.5 mm, Connection method: Push-in spring connection, Color: green, Contact surface: Tin