




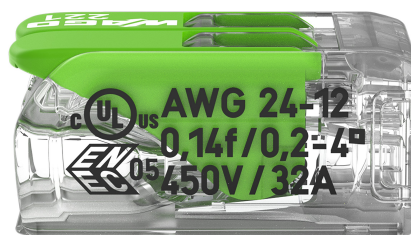
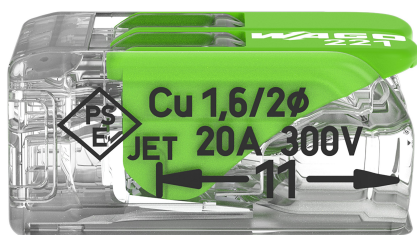
Data Sheet | Item Number: 221-422

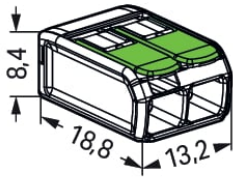
Splicing connector with levers Green Range; for all conductor types; max. 4 mm²; 2-conductor; transparent housing; Surrounding air temperature: max 85°C (T85); 4,00 mm²; transparent

<https://www.wago.com/221-422>



Color: ☐ transparent





Your Benefits:

- Plastics made partially from post-consumer recycled material (such as recycled PET bottles) and bio-based recyclables from industrial and household use
- Reduced consumption of fossil resources
- Ease of use – pull the lever up, insert a conductor and push the lever back down
- Available as 2-, 3- and 5-wire connectors
- Easily terminate conductors from 0.14 to 4 mm²
- Connect solid, stranded and fine-stranded conductors
- Time savings for installers and device manufacturers
- Quickly install devices with higher power consumption
- Safely install long cable runs with larger conductor cross sections
- Mounting carrier for installation conforms to standards
- Custom carriers are possible

Notes			
Safety information		in grounded power lines	

Electrical data							
Ratings per		EN 60664		Approvals per		UL 486C	
Overvoltage category	III	III	II	Use group	B	C	D
Pollution degree	3	2	2	Rated voltage	-	600 V	-
Nominal voltage	-	-	450 V	Rated current	-	20 A	-
Rated surge voltage	-	-	4 kV				
Rated current	-	-	32 A				

Connection data				Connection 1	
Connection points	2			Connection technology	CAGE CLAMP®
Total number of potentials	1			Actuation type	Lever
				Connectable conductor materials	Copper
				Nominal cross-section	4 mm² / 12 AWG
				Solid conductor	0.2 ... 4 mm² / 24 ... 12 AWG
				Stranded conductor	0.2 ... 4 mm² / 24 ... 12 AWG
				Fine-stranded conductor	0.14 ... 4 mm² / 24 ... 12 AWG
				Strip length	11 mm / 0.43 inches
				Wiring direction	Side-entry wiring






Physical data		
Width		13.2 mm / 0.52 inches
Height		8.6 mm / 0.327 inches
Depth		18.8 mm / 0.732 inches

Material data		
Note (material data)		Information on material specifications can be found here
Color		transparent
Insulation material		Polycarbonate (PC)
Flammability class per UL94		V2
Fire load		0.056 MJ
Actuator color		green
Weight		1.8 g

Environmental requirements		
Ambient temperature (operation)		+85 °C
Continuous operating temperature		105 °C
Temperature marking per EN 60998		T85

Commercial data		
PU (SPU)		1000 (100) pcs
Country of origin		DE
GTIN		4066966345384
Customs tariff number		85369010000

Environmental Product Compliance		
RoHS Compliance Status		Compliant, No Exemption

Approvals / Certificates		
General approvals		Declarations of conformity and manufacturer's declarations
  		
Approval	Standard	Certificate Name
CCA DEKRA Certification B.V.	EN 60998	NTR NL-7990
cULus_Listed_667F Underwriters Laboratories Inc.	UL 486C	UL-CA-L69654
ENE 05 DEKRA Certification B.V.	EN 60669	71-127529
		EU-Declaration of Confor- mity WAGO GmbH & Co. KG

1 Compatible Products
1.1 Optional Accessories
1.1.1 General accessories

1.1.1.1 Empty housings



Item No.: 207-4301
Junction box; Branch; for multicore cables; 221 Series; max. 4 mm² connectors; without splicing connectors; white

1.1.1.2 Moisture protection



Item No.: 207-1331
Gelbox; Branch; for cables; with gel; 221, 2x73 Series; max. 4 mm² connectors; without splicing connectors; Size 1; gray



Item No.: 207-1332
Gelbox; Branch; for cables; with gel; 221, 2x73 Series; max. 4 mm² connectors; without splicing connectors; Size 2; gray



Item No.: 207-1333
Gelbox; Branch; for cables; with gel; 221, 2x73 Series; max. 4 mm² connectors; without splicing connectors; Size 3; gray

1.1.2 Jumper

1.1.2.1 Jumper



Item No.: 221-941/000-006
Jumper; for conductor entry; 2-way; insulated; blue



Item No.: 221-942/000-006
Jumper; for conductor entry; 2-way; insulated; blue



Item No.: 221-941
Jumper; for conductor entry; 2-way; insulated; dark gray



Item No.: 221-942
Jumper; for conductor entry; 2-way; insulated; dark gray

1.1.3 Mounting adapter

1.1.3.1 Mounting accessories



Item No.: 221-500/000-006
Mounting carrier; 221 Series - 4 mm²; for DIN-35 rail mounting/screw mounting; blue



Item No.: 221-500/000-053
Mounting carrier; 221 Series - 4 mm²; for DIN-35 rail mounting/screw mounting; dark gray-yellow



Item No.: 221-500
Mounting carrier; 221 Series - 4 mm²; for DIN-35 rail mounting/screw mounting; orange



Item No.: 221-502/000-004
Mounting carrier; for 2-conductor terminal blocks; 221 Series - 4 mm²; for screw mounting; black



Item No.: 221-502
Mounting carrier; for 2-conductor terminal blocks; 221 Series - 4 mm²; for screw mounting; white



Item No.: 221-512/000-004
Mounting carrier; for 2-conductor terminal blocks; 221 Series - 4 mm²; with snap-in mounting foot for horizontal mounting; black



Item No.: 221-512
Mounting carrier; for 2-conductor terminal blocks; 221 Series - 4 mm²; with snap-in mounting foot for horizontal mounting; white



Item No.: 221-522/000-004
Mounting carrier; for 2-conductor terminal blocks; 221 Series - 4 mm²; with snap-in mounting foot for vertical mounting; black



Item No.: 221-522
Mounting carrier; for 2-conductor terminal blocks; 221 Series - 4 mm²; with snap-in mounting foot for vertical mounting; white

Installation Notes