

TWN4 FAMILY

Pinout & Cables

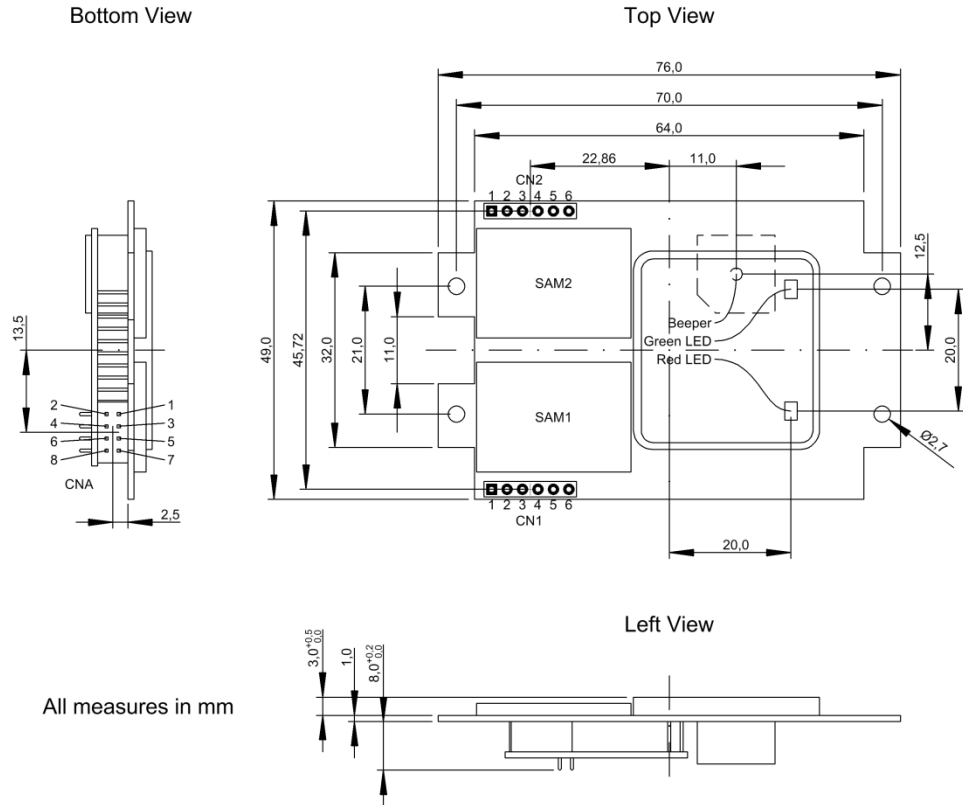
Connector CNA*	
Pin	Signal
1	USB/Supply Ground (black Wire)
2	USB Data+ (green Wire)
3	USB/Supply 5V (red Wire)
4	USB Data- (white Wire)
5	RX232 RxD (Input)
6	J2-1**
7	RX232 TxD (Output)
8	J2-2**

* Hirose DF11 series, 2mm pitch

** RS232 operation is achieved by either closing jumper J2 on the PCB or by connecting pin 6 and pin 8 of CNA.

Connector CN1	
Pin	Signal
1	Supply Ground
2	5V Supply
3	Logic Input RxD (active low)
4	Logic Output TxD (active low)
5	GPIO2
6	GPIO3

Connector CN2	
Pin	Signal
1	Supply Ground
2	3.3V Supply
3	SCL (I ² C)
4	SDA (I ² C)
5	RESET (active low)
6	POWERDOWN (active low)



All measures in mm

CNA connector

Part name	Supplier part number
Conn Header 8pos 2mm	Hirose DF11-8DP-2DS (24)
Conn Socket 8pos 2mm	Hirose DF11-8DS-2C
Conn Socket 22AWG Crimp	Hirose DF11-22SC (22 AWG)

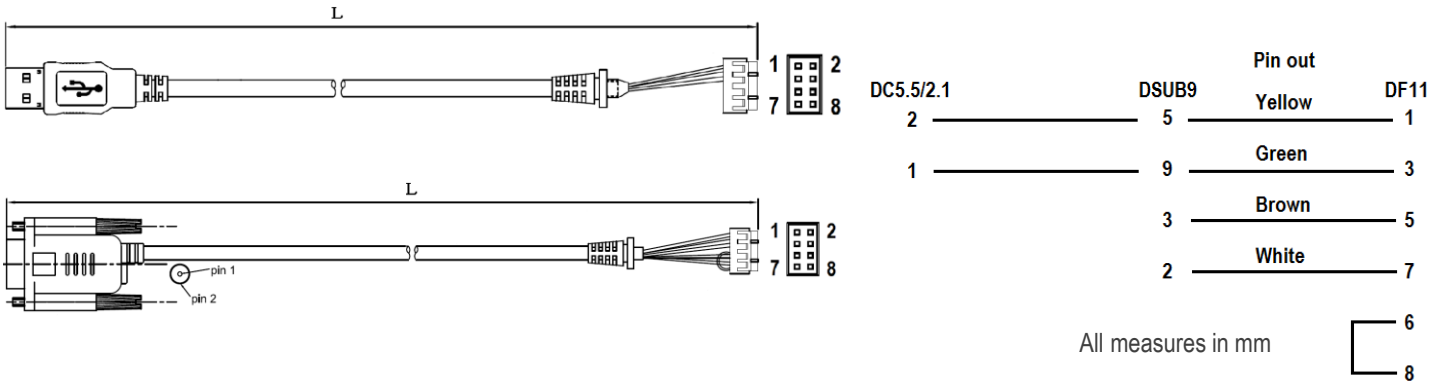
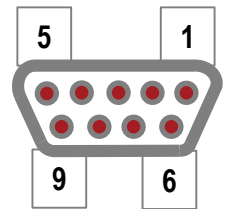
Dimensions and Weights

Product	Dimensions	Weight
TWN4 OEM PCB	76x49x14 mm / 3.0x1.9x0.6 inch	Approx. 20g
TWN4 Desktop Reader	88x56x18 mm / 3.5x2.2x0.7 inch	Approx. 123g (incl. 2m USB cable)
		Approx. 152g (incl. 2m RS232 cable)
		Approx. 257g (incl. 2m RS232 cable and power supply)

USB type A cable	
PIN	Signal
1	VCC +5V (red)
2	D- (white)
3	D+ (green)
4	Ground (black)



RS232 cable DSUB 9 DC female	
PIN	Signal
3	RxD from host (brown)
2	TxD to host (white)
5	Signal ground (yellow)
9	5V power supply from host (green)



RS232 device needs external 5V power supply. This can be achieved either with an external power supply or via pin 9 of DSUB9 connector. The USB device is powered via USB connector.

Elatec 5 V Power Supply		
Order code		
PWA-US	Power supply (US)	
PWA-EU	Power supply (EU)	
PWA-UK	Power supply (UK)	
PWA-AUS	Power supply (AUS)	
PWA-JP	Power supply (JP)	

Cables			
Order Code		(L)length inch (tolerance)	(L)length mm (tolerance)
CAB-B2	Type A USB	78.7 (+2.8/-0)	2000 (+70/-0)
CAB-B3	Type A USB	5.6 (+0.8/-0.8)	142 (+20/-20)
CAB-B4	Type A USB	17.7 (+0.5/-0)	450 (+12/-0)
CAB-B7	Type A USB	47.2 (+2.8/-0)	1200 (+70/-0)
CAB-M1	Mini USB	5.0 (+0.4/-0.4)	128 (+11/-11)
CAB-M2	Mini USB	9.8 (+0.4/-0.4)	250 (+10/-10)
CAB-R2	RS232	78.7 (+2.8/-0)	2000 (+70/-0)

Elatec reserves the right to change any information or data in this document without prior notice. The distribution and the update of this document is not controlled. Elatec declines all responsibility for the use of product with any other specifications but the ones mentioned above. Any additional requirement for a specific customer application has to be validated by the customer himself at his own responsibility. Where application information is given, it is only advisory and does not form part of the specification. Disclaimer: All names are registered trademarks. © 2015 Elatec GmbH – DocRev8 – 08/2015