

Solid State, Thin Film, SMD 1206, Super-Quick-Acting FF, 125 VAC, 125 VDC, 150 °C

new



UL 248-14 · 125 VAC · 125 VDC · Super-Quick-Acting FF

See below:

[Approvals and Compliances](#)**Description**

- Highest Breaking Capacity Rating for a 1206 on the market: 300A@125VDC

Unique Selling Proposition

- No tin whiskers, no tin dendrites
- No leaded coating (RoHS conform)
- Similar fuse qualification as in MIL-PRF 23419
- Hermetically sealed and robust construction

Applications

- Industrial grade space application
- Avionics
- Medical Equipment
- Defense

Other versions on request

- Different Up Screenings
- Extensive Test Reports
- Visual Inspection according MIL-PRF 55342

Weblinks

[pdf data sheet](#), [html datasheet](#), [General Product Information](#), [Distributor-Stock-Check](#), [Detailed request for product](#), [Landing Page](#)

Technical Data

Rated Voltage	32 - 125 VAC, 125 VDC
Rated current	0.2 - 5 A
Breaking Capacity	50 A
Characteristic	Super-Quick-Acting FF
Mounting	PCB,SMT
Admissible Ambient Air Temp.	-55 °C to 125 °C
Climatic Category	55/125/56 acc. to IEC 60068-1
Material: Housing	Ceramics
Material: Terminals	Gold-Plated Nickel
Unit Weight	0.03 g
Storage Conditions	0 °C to 60 °C, max. 70% r.h.
Product Marking	none

Soldering Methods	Reflow, Wave Soldering Profile
Solderability	245 °C / 3 sec acc. to IEC 60068-2-58, Test Td
Resistance to Soldering Heat	260 °C / 10 sec acc. to IEC 60068-2-58 Test TD, Level 1
Moisture Sensitivity Level	MSL 1, J-STD-020
Damp heat, steady state	IEC 60068-2-78 (40 °C, 93% RH, 56 days)
Moisture Resistance Test	MIL-STD-202, Method 106 (50 cycles in a temp./mister chamber)
Thermal Shock	IEC 60068-2-14 (200 air-to-air cycles from -55 to +150 °C)
Operational Life	2000h @ 0.63 x In @ 125 °C
Load Humidity Test	MIL-STD-202, Method 103 0.1 x In @ 0.85 r.H. @ 85 °C
Vibration, High Frequency	IEC 60068-2-6 Shock 20 g, 20 min, 10-2000 Hz, 12 cyc.
Mechanical Shock	IEC 60068-2-27 (12 shocks, 1600 g, 0.5 ms)
ESD classification	JEDEC JS-001-2014, Class 1B (500 to < 1000 V)
Resistance to Solvents	Cleaning with common solvents
Terminal Strength	EIA/IS-722, Test 4.5.5 (Deflection of board 1 mm for 1 minute)
Thermal Vacuum	ESA ESCC 4008 Para. 8.15

Approvals and Compliances


Detailed information on product approvals, code requirements, usage instructions and detailed test conditions can be looked up in [Details about Approvals](#)

SCHURTER products are designed for use in industrial environments. They have approvals from independent testing bodies according to national and international standards. Products with specific characteristics and requirements such as required in the automotive sector according to IATF 16949, medical technology according to ISO 13485 or in the aerospace industry can be offered exclusively with customer-specific, individual agreements by SCHURTER.

Approvals



The approval mark is used by the testing authorities to certify compliance with the safety requirements placed on electronic products.

Approval Reference Type: MGA-A

Approval Logo	Certificates	Certification Body	Description
	UL Approvals	UL	UR File Number: E41599


Product standards

Product standards that are referenced

Organization	Design	Standard	Description
	Designed according to	UL 248-14	Low voltage fuses - Part 14: Supplemental fuses
	Designed according to	CSA22.2 No. 248.14	Low-Voltage Fuses - Part 14: Supplemental Fuses






Application standards

Application standards where the product can be used

Organization	Design	Standard	Description
	Suitable for applications acc.	IEC/UL 62368-1	Audio/video, information and communication technology equipment - Part 1: Safety requirements

Compliances

The product complies with following Guide Lines

Identification	Details	Initiator	Description
	CE declaration of conformity	SCHURTER AG	The CE marking declares that the product complies with the applicable requirements laid down in the harmonisation of Community legislation on its affixing in accordance with EU Regulation 765/2008.
	UKCA declaration of conformity	SCHURTER AG	The UKCA marking declares that the product complies with the applicable requirements laid down in the British Amendment of Regulation (EC) 765/2008.
	RoHS	SCHURTER AG	Directive RoHS 2011/65/EU, Amendment (EU) 2015/863
	China RoHS	SCHURTER AG	The law SJ / T 11363-2006 (China RoHS) has been in force since 1 March 2007. It is similar to the EU directive RoHS.
	REACH	SCHURTER AG	On 1 June 2007, Regulation (EC) No 1907/2006 on the Registration, Evaluation, Authorization and Restriction of Chemicals 1 (abbreviated as "REACH") entered into force.

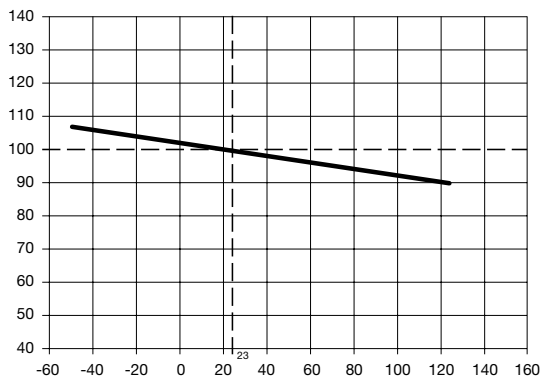
Dimension [mm]

Reflow soldering pads

 3.2 mm



Derating Curves

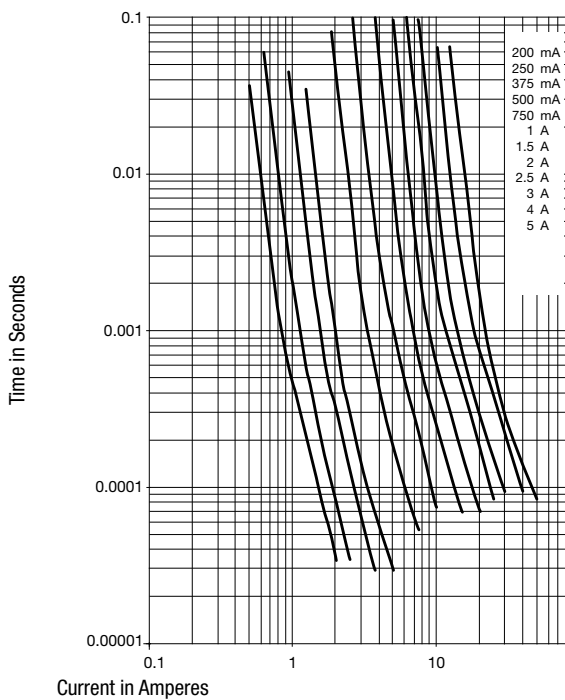


Pre-Arcing Time

Rated Current I_n 1.0 x I_n min. 2.5 x I_n max.


0.2 A - 5 A	4 h	5 s
-------------	-----	-----

Time-Current-Curves



All Variants

Rated Current [A]	Rated Voltage [VAC]	Rated Voltage [VDC]	Breaking Capacity	Voltage Drop 1.0 I_n typ. [mV]	Melting I^2t 10.0 I_n typ. [A ² s]		Packaging [PCS]	Order Number
0.2	125	125	1)	220	0.0001	●	100	3-103-085
0.2	125	125	1)	220	0.0001	●	750	3-103-086
0.2	125	125	1)	220	0.0001	●	3000	3-103-087
0.2	125	125	1)	220	0.0001	●	10000	3-103-088
0.25	125	125	1)	200	0.00013	●	100	3-103-089
0.25	125	125	1)	200	0.00013	●	750	3-103-090
0.25	125	125	1)	200	0.00013	●	3000	3-103-091
0.25	125	125	1)	200	0.00013	●	10000	3-103-092
0.375	125	125	1)	150	0.00024	●	100	3-103-093

Rated Current [A]	Rated Voltage [VAC]	Rated Voltage [VDC]	Breaking Capacity	Voltage Drop 1.0 I _n typ. [mV]	Melting I ² t 10.0 I _n typ. [A ² s]		Packaging [PCS]	Order Number
0.375	125	125	1)	150	0.00024	●	750	3-103-094
0.375	125	125	1)	150	0.00024	●	3000	3-103-095
0.375	125	125	1)	150	0.00024	●	10000	3-103-096
0.5	125	125	1)	135	0.0004	●	100	3-103-097
0.5	125	125	1)	135	0.0004	●	750	3-103-098
0.5	125	125	1)	135	0.0004	●	3000	3-103-099
0.5	125	125	1)	135	0.0004	●	10000	3-103-100
0.75	125	125	1)	95	0.0011	●	100	3-103-101
0.75	125	125	1)	95	0.0011	●	750	3-103-102
0.75	125	125	1)	95	0.0011	●	3000	3-103-103
0.75	125	125	1)	95	0.0011	●	10000	3-103-104
1	125	125	1)	105	0.0048	●	100	3-103-105
1	125	125	1)	105	0.0048	●	750	3-103-106
1	125	125	1)	105	0.0048	●	3000	3-103-107
1	125	125	1)	105	0.0048	●	10000	3-103-108
1.5	125	125	1)	95	0.011	●	100	3-103-109
1.5	125	125	1)	95	0.011	●	750	3-103-110
1.5	125	125	1)	95	0.011	●	3000	3-103-111
1.5	125	125	1)	95	0.011	●	10000	3-103-112
2	125	125	1)	95	0.019	●	100	3-103-113
2	125	125	1)	95	0.019	●	750	3-103-114
2	125	125	1)	95	0.019	●	3000	3-103-115
2	125	125	1)	95	0.019	●	10000	3-103-116
2.5	125	125	1)	90	0.03	●	100	3-103-117
2.5	125	125	1)	90	0.03	●	750	3-103-118
2.5	125	125	1)	90	0.03	●	3000	3-103-119
2.5	125	125	1)	90	0.03	●	10000	3-103-120
3	125	125	1)	90	0.043	●	100	3-103-121
3	125	125	1)	90	0.043	●	750	3-103-122
3	125	125	1)	90	0.043	●	3000	3-103-123
3	125	125	1)	90	0.043	●	10000	3-103-124
4	63	125	2)	80	0.09	●	100	3-103-125
4	63	125	2)	80	0.09	●	750	3-103-126
4	63	125	2)	80	0.09	●	3000	3-103-127
4	63	125	2)	80	0.09	●	10000	3-103-128
5	32	125	3)	80	0.14	●	100	3-103-129
5	32	125	3)	80	0.14	●	750	3-103-130
5	32	125	3)	80	0.14	●	3000	3-103-131
5	32	125	3)	80	0.14	●	10000	3-103-132

Most Popular.

Availability for all products can be searched real-time: <https://www.schurter.com/en/Stock-Check/Stock-Check-SCHURTER>

1) 50 A @ 125 VAC / 300 A @ 125 VDC

2) 50 A @ 63 VAC / 50 A @ 125 VDC / 300 A @ 32 VDC

3) 50 A @ 32 VAC / 50 A @ 125 VDC / 300 A @ 32 VDC

Packaging Unit

acc. IEC 60286-3 Type 2a

100 pcs. in tape in ESD-plastic bag

750 pcs. in tape [W: 8mm and P1: 4mm] on reel [A: 18cm]

3000 pcs. in tape [W: 8mm and P1: 4mm] on reel [A: 33cm]

10000 pcs. in tape [W: 8mm and P1: 4mm] on reel [A: 33cm]

Mouser Electronics

Authorized Distributor

Click to View Pricing, Inventory, Delivery & Lifecycle Information:

Schurter:

[3-103-099](#) [3-103-116](#) [3-103-118](#) [3-103-091](#) [3-103-124](#) [3-103-125](#) [3-103-126](#) [3-103-121](#) [3-103-123](#) [3-103-132](#) [3-103-092](#) [3-103-093](#) [3-103-111](#) [3-103-090](#) [3-103-095](#) [3-103-097](#) [3-103-106](#) [3-103-120](#) [3-103-129](#) [3-103-130](#) [3-103-107](#) [3-103-128](#) [3-103-085](#) [3-103-119](#) [3-103-087](#) [3-103-089](#) [3-103-098](#) [3-103-103](#) [3-103-112](#) [3-103-114](#) [3-103-110](#) [3-103-086](#) [3-103-100](#) [3-103-101](#) [3-103-102](#) [3-103-117](#) [3-103-115](#) [3-103-122](#) [3-103-131](#) [3-103-094](#) [3-103-108](#) [3-103-109](#) [3-103-127](#) [3-103-096](#) [3-103-105](#) [3-103-088](#) [3-103-104](#) [3-103-113](#)