

## Data sheet | Item number: 832-1106

1-conductor female plug; 100% protected against mismatching; lever; Silver-plated contacts; 16 mm<sup>2</sup>; Pin spacing 10.16 mm; 6-pole; 16,00 mm<sup>2</sup>; light gray



[www.wago.com/832-1106](http://www.wago.com/832-1106)

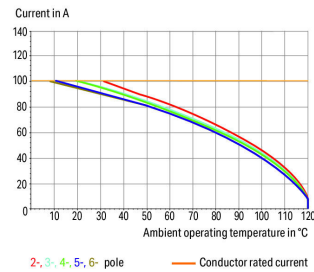


RoHS  
Compliant ✓

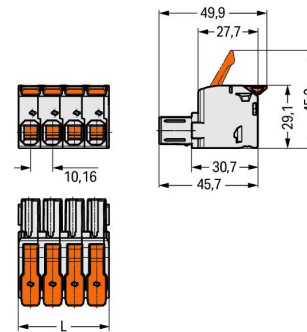
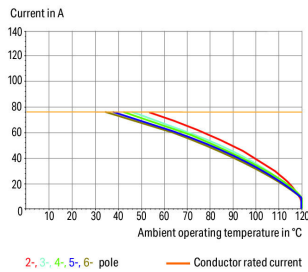
BOMcheck.net

Color: ■

Derating Curve  
1-conductor female connector (832-1102) with  
THT male header (832-3622)  
Pin spacing: 7.62 mm / Conductor cross-section: 25 mm<sup>2</sup> "f-st"  
Based on: EN 60512-5-2 / Reduction factor: 0.8



Derating Curve  
1-conductor female connector (832-1102) with  
THT male header (832-3622)  
Pin spacing: 7.62 mm / Conductor cross-section: 16 mm<sup>2</sup> "f-st"  
Based on: EN 60512-5-2 / Reduction factor: 0.8



$$L = (\text{pole no.} \times \text{pin spacing}) + 1.3 \text{ mm}$$

## Item description

- Intuitive and tool-free lever actuation
- Universal connection for all conductor types
- Push-in termination of solid or ferruled conductors
- Test slot 0° and 90° to conductor entry
- 100% protected against mismatching
- Coding option available

Subject to changes. Please also observe the further product documentation!

WAGO Kontakttechnik GmbH & Co. KG

Hansastr. 27

32423 Minden

Phone: +49571 887-0 | Fax: +49571 887-169

Email: [info.de@wago.com](mailto:info.de@wago.com) | Web: [www.wago.com](http://www.wago.com)

Do you have any questions about our products?

We are always happy to take your call at +49 (571) 887-44222.

**Safety information 1:**

The MCS – MULTI CONNECTION SYSTEM includes connectors without breaking capacity in accordance with DIN EN 61984. When used as intended, these connectors must not be connected/disconnected when live or under load. The circuit design should ensure header pins, which can be touched, are not live when unmated.

**Data****Electrical data****Ratings per IEC/EN**

Ratings per	IEC/EN 60664-1
Nominal voltage (III/3)	1000 V
Rated surge voltage (III/3)	8 kV
Rated voltage (III/2)	1000 V
Rated surge voltage (III/2)	8 kV
Nominal voltage (II/2)	1000 V
Rated surge voltage (II/2)	8 kV
Rated current	76 A
Legend (ratings)	(III / 2) $\triangleq$ Overvoltage category III / Pollution degree 2

**Ratings per UL**

Approvals per	UL 1059
Rated voltage UL (Use Group B)	600 V
Rated current UL (Use Group B)	66 A
Rated voltage UL (Use Group C)	600 V
Rated current UL (Use Group C)	66 A

**Ratings per UL**

Rated voltage UL 1977	600 V
Rated current UL 1977	85 A

**Ratings per CSA**

Approvals per	CSA
Rated voltage CSA (Use Group B)	600 V
Rated current CSA (Use Group B)	66 A
Rated voltage CSA (Use Group C)	600 V
Rated current CSA (Use Group C)	66 A

Subject to changes. Please also observe the further product documentation!



## Connection data

Connection technology	Push-in CAGE CLAMP®
Actuation type	Lever
Solid conductor	0.75 ... 16 mm <sup>2</sup> / 18 ... 4 AWG
Fine-stranded conductor	0.75 ... 25 mm <sup>2</sup> / 18 ... 4 AWG
Fine-stranded conductor; with insulated ferrule	0.75 ... 16 mm <sup>2</sup>
Fine-stranded conductor; with uninsulated ferrule	0.75 ... 16 mm <sup>2</sup>
Strip length	18 ... 20 mm / 0.71 ... 0.79 inch
Pole No.	6
Total number of connection points	6
Total number of potentials	6
Number of connection types	1
Number of levels	1

## Physical data

Pin spacing	10.16 mm / 0.4 inch
Width	62.26 mm / 2.451 inch
Height	29.1 mm / 1.146 inch
Depth	49.8 mm / 1.961 inch

## Plug-in connection

Contact type (pluggable connector)	Female connector/socket
Connector (connection type)	for conductor
Mismating protection	Yes

## Material data

Color	light gray
Material group	I
Insulation material	Polybutylene terephthalate (PBT)
Flammability class per UL94	V0
Clamping spring material	Chrome nickel spring steel (CrNi)
Material of the additional spring for socket contact	Chrome nickel spring steel (CrNi)
Contact material	Electrolytic copper (E <sub>Cu</sub> )
Contact plating	silver-plated
Color of actuator	orange

Subject to changes. Please also observe the further product documentation!

Weight	79.9g
--------	-------

## Environmental requirements

Limit temperature range	-60 ... +120 °C
-------------------------	-----------------

## Commercial data

Packaging type	BOX
Country of origin	DE
GTIN	4055143736756
Customs tariff number	85366990990

## Approvals / Certificates

### Country specific Approvals

Logo	Approval	Additional Approval Text	Certificate name
	<b>CB</b> DEKRA Certification B.V.	IEC 61984	NL-53084
	<b>CSA</b> DEKRA Certification B.V.	C22.2	70180346
	<b>KEMA/KEUR</b> DEKRA Certification B.V.	EN 61984	71- 104731

## Counterpart



### Item no.832-1206

1-conductor male connector; 100% protected against mismatching; lever; Silver-plated contacts; 16 mm<sup>2</sup>; Pin spacing 10.16 mm; 6-pole; 16,00 mm<sup>2</sup>; light gray

[www.wago.com/832-1206](http://www.wago.com/832-1206)



### Item no.832-3606

THT male header; 1.2 x 1.2 mm solder pin; straight; 100% protected against mismatching; Silver-plated contacts; Pin spacing 10.16 mm; 6-pole; light gray

[www.wago.com/832-3606](http://www.wago.com/832-3606)



### Item no.832-3646

THT male header; 1.2 x 1.2 mm solder pin; straight; 100% protected against mismatching; Silver-plated contacts; Pin spacing 10.16 mm; 6-pole; light gray

[www.wago.com/832-3646](http://www.wago.com/832-3646)

Subject to changes. Please also observe the further product documentation!

**Item no.832-3626**

THT male header; 1.2 x 1.2 mm solder pin; angled; 100% protected against mismatching; Silver-plated contacts;  
Pin spacing 10.16 mm; 6-pole; light gray

[www.wago.com/832-3626](http://www.wago.com/832-3626)

**Compatible products****Locking lever****Item no.: 832-522**

center locking; for even pole numbers; orange

[www.wago.com/832-522](http://www.wago.com/832-522)

**Item no.: 832-542**

center locking with strain relief; Pin spacing 10.16 mm; orange

[www.wago.com/832-542](http://www.wago.com/832-542)

**Mounting adapter****Item no.: 832-1032**

Mounting adapter; for DIN-35 rail/panel mounting; Pin spacing 10.16 mm; light gray

[www.wago.com/832-1032](http://www.wago.com/832-1032)

**Item no.: 832-1038**

Mounting adapter; for DIN-35 rail/panel mounting; Pin spacing 10.16 mm; light gray

[www.wago.com/832-1038](http://www.wago.com/832-1038)

**Strain relief plate****Item no.: 832-532**

Strain relief plate; Pin spacing 10.16 mm; light gray

[www.wago.com/832-532](http://www.wago.com/832-532)

**Item no.: 832-534**

Strain relief plate; Pin spacing 10.16 mm; light gray

[www.wago.com/832-534](http://www.wago.com/832-534)

**Item no.: 832-545**

center locking with strain relief; Pin spacing 10.16 mm; orange

[www.wago.com/832-545](http://www.wago.com/832-545)

**Coding****Item no.: 832-500**

Coding key carrier; orange

[www.wago.com/832-500](http://www.wago.com/832-500)

**ferrule****Item no.: 216-210**

Ferrule; Sleeve for 16 mm<sup>2</sup> / AWG 6; insulated; electro-tin plated; electrolytic copper; gastight crimped; acc. to DIN 46228, Part 4/09.90; blue

[www.wago.com/216-210](http://www.wago.com/216-210)

**Item no.: 216-284**

Ferrule; Sleeve for 1.5 mm<sup>2</sup> / AWG 16; insulated; electro-tin plated; electrolytic copper; gastight crimped; acc. to DIN 46228, Part 4/09.90; black

[www.wago.com/216-284](http://www.wago.com/216-284)

**Item no.: 216-286**

Ferrule; Sleeve for 2.5 mm<sup>2</sup> / AWG 14; insulated; electro-tin plated; electrolytic copper; gastight crimped; acc. to DIN 46228, Part 4/09.90; blue

[www.wago.com/216-286](http://www.wago.com/216-286)

**Item no.: 216-287**

Ferrule; Sleeve for 4 mm<sup>2</sup> / AWG 12; insulated; electro-tin plated; electrolytic copper; gastight crimped; acc. to DIN 46228, Part 4/09.90; gray

[www.wago.com/216-287](http://www.wago.com/216-287)

**Item no.: 216-288**

Subject to changes. Please also observe the further product documentation!

WAGO Kontakttechnik GmbH & Co. KG

Hansastr. 27

32423 Minden

Phone: +49571 887-0 | Fax: +49571 887-169

Email: [info.de@wago.com](mailto:info.de@wago.com) | Web: [www.wago.com](http://www.wago.com)

Do you have any questions about our products?

We are always happy to take your call at +49 (571) 887-44222.



Ferrule; Sleeve for 6 mm<sup>2</sup> / AWG 10; insulated; electro-tin plated; electrolytic copper; gastight crimped; [www.wago.com/216-288](http://www.wago.com/216-288)  
acc. to DIN 46228, Part 4/09.90; yellow



**Item no.: 216-289**

Ferrule; Sleeve for 10 mm<sup>2</sup> / AWG 8; insulated; electro-tin plated; electrolytic copper; gastight crimped; [www.wago.com/216-289](http://www.wago.com/216-289)  
acc. to DIN 46228, Part 4/09.90; red

**Downloads**

**Documentation**

**Additional Information**

Technical explanations	3. 4. 2019	pdf 2.0 MB	Download
------------------------	------------	---------------	----------

**CAD/CAE-Data**

**PCB Design**

Symbol and Footprint 832-1106	URL	Download
-------------------------------	-----	----------

CAX data for your PCB design, consisting of "schematic symbols and PCB footprints", allow easy integration of the WAGO component into your development environment.

**Supported formats:**

- Accel EDA 14 & 15
- Altium 6 to current version
- Cadence Allegro
- DesignSpark
- Eagle Libraries
- KiCad
- Mentor Graphics BoardStation
- Mentor Graphics Design Architect
- Mentor Graphics Design Expedition 99 and 2000
- OrCAD 9.X PCB and Capture
- PADS PowerPCB 3, 3.5, 4.X, and 5.X
- PADS PowerPCB and PowerLogic 3.0
- PCAD 2000, 2001, 2002, 2004, and 2006
- Pulsonix 8.5 or newer
- STL
- 3D STEP
- TARGET 3001!
- View Logic ViewDraw

Subject to changes. Please also observe the further product documentation!



- Quadcept
- Zuken CadStar 3 and 4
- Zuken CR-5000 and CR-8000

PCB Component Libraries (EDA), PCB CAD Library Ultra Librarian

---

#### CAE data

ZUKEN Portal 832-1106	URL	Download
-----------------------	-----	----------

---

#### CAD data

2D/3D Models 832-1106	URL	Download
-----------------------	-----	----------

---

### Environmental Product Compliance

#### Compliance Search

Environmental Product Compliance 832-1106	URL	Download
---	-----	----------

1-conductor female plug; 100% protected against mismatching; lever; Silver-plated contacts; 16 mm<sup>2</sup>; Pin spacing 10.16 mm; 6-pole; 16,00 mm<sup>2</sup>; light gray

---

### Installation Notes

#### Product family

<i>MCS</i> MAXI 16  
[Show all products from the family](#)

Subject to changes. Please also observe the further product documentation!

---

WAGO Kontakttechnik GmbH & Co. KG  
Hansastr. 27  
32423 Minden  
Phone: +49571 887-0 | Fax: +49571 887-169  
Email: [info.de@wago.com](mailto:info.de@wago.com) | Web: [www.wago.com](http://www.wago.com)

Do you have any questions about our products?  
We are always happy to take your call at +49 (571) 887-44222.