

U.I. Lapp GmbH	DATASHEET	
	EPIC® H-A 3	10420000 12.09.2012

H-A inserts with screw termination up to 2.5 mm² wire cross section
H-A inserts with screw termination up to 2.5 mm² wire cross section
The small H-A 3s are used whenever there is minimal space. Screw termination with straight cable entrance from the rear



Info

Straight cable entry from the rear

Application range

Machine and equipment manufacturing
Control engineering

Remark

Photographs are not to scale and do not represent detailed images of the respective products.


Technical Data

Pieces / PU:	10
Contacts:	1 - 3
Version:	male
Article:	H-A 3 SS
Rated voltage (V):	IEC: 400 V UL: 600 V CSA: 600 V
Rated impulse voltage:	4 kV
Rated current (A):	IEC: 23 A UL: 10 A CSA: 10 A
Contact resistance:	1.5 - 4 mohm
Contacts:	Copper alloy, hard silver-plated
Number of contacts:	3 + PE
Termination methods:	Screw termination: 0.5 - 2.5 mm ² (2.5 mm ² with conductor end sleeves depending on the crimping profile)
Cycle of mechanical operation:	100
Temperature range:	-40 °C to +100 °C, short-term up to +125 °C
VDE-tested:	Certified production control: VDE-REG. no. 437
Degree of soiling:	3

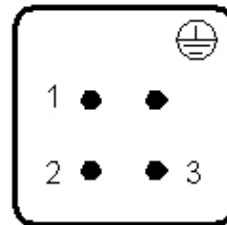


Product Management	Document: EPIC® H-A 3	1 / 2
--------------------	-----------------------	-------

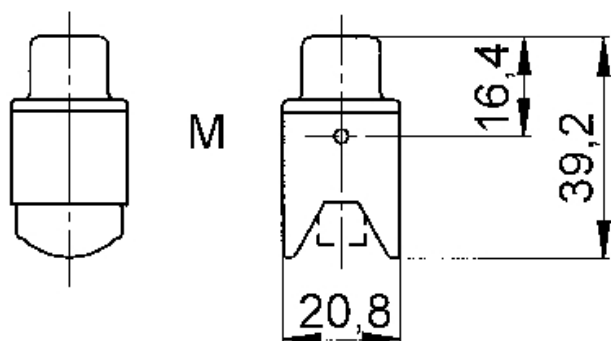
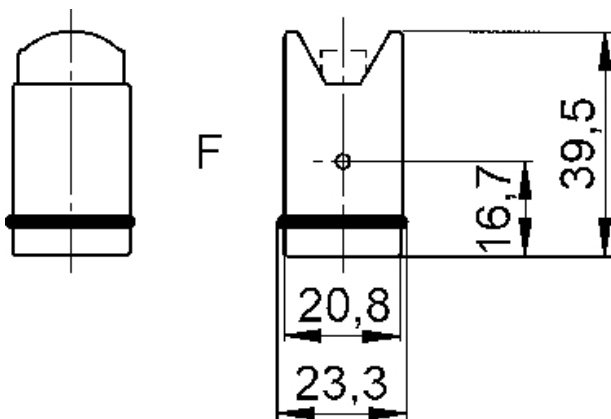
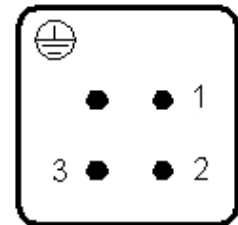
U.I. Lapp GmbH	DATASHEET	 LAPP GROUP
	EPIC® H-A 3	10420000 12.09.2012



M



F



Product Management	Document: EPIC® H-A 3	2 / 2
--------------------	-----------------------	-------