

## 2J7083Ma

### 5GNR MIMO Magnetic Mount

#### Key Features

##### Cable 1 - 2: 5GNR

- 617-960 MHz
- 1427-2690 MHz
- 3300-5000 MHz
- 5150-5925 MHz

Magnetic Mount

Heavy Duty antenna


High Performance

Ground Plane Independent

Customizable Cable and Connector

Dimensions: Ø 96 × 102 mm

Certificates: IP67, IP69, IK09



## 1. Antenna and electrical specifications

Cable 1

Parameters	5GNR Antenna			
Technologies	5G, 4G, 3G and 2G			
Standards	5GNR/4GLTE/FirstNet/CBRS/LPWA/CAT-X/CAT-Mx/CAT-NBx/NB-IoT/3G/2G			
Frequency (MHz)	617-960	1427-2690	3300-5000	5150-5925
Band (MHz)	600, 700, 850, 900	1500, 1600, 1700, 1800, 1900, 2000, 2100, 2300, 2500, 2600	3300, 3500, 3600, 3700, 4500	5200, 5500, 5800
5GNR Bands	n5, n8, 12, n20, n28, n71, n81, n82, n83,	n1, n2, n3, n7, n25, n34, n38, n39, n40, n41, n50, n51, n66, n70, n74, n75, n76, n80, n84, n86	n77, n78, n79	
4GLTE Bands	B5, B6, B8, B12, B13, B14, B17, B18, B19, B20, B26, B27, B28, B29, B44, B67, B68, B71, B85	B1, B2, B3, B4, B7, B9, B10, B11, B21, B23, B24, B25, B30, B32, B33, B34, B35, B36, B37, B38, B39, B40, B41, B45, B50, B51, B65, B66, B69, B70, B74, B75, B76	B22, B42, B43, B48, B49, B52	B46, B47, B252, B255
3GCELL Bands	B5, B6, B8, B12, B13, B14, B19, B20, B26	B1, B2, B3, B4, B7, B9, B10, B11, B21, B25, B32, B33, B34, B35, B36, B37, B38, B39, B40	B22	
2GCELL Bands	710, 750, 810T, 850, 900P, 900E, 900R	1800DCS, 1900PCS		
CDMACELL Bands	BC0, BC2, BC3, BC7, BC9, BC10, BC12, BC18, BC19	BC1, BC4, BC6, BC8, BC13, BC14, BC15, BC16, BC20, BC21		
Return Loss (dB)	~-5.3	~-10.8	~-9.4	~-6.7
VSWR	~3.6:1	~2.0:1	~2.3:1	~2.9:1
Efficiency (%)	~45.7	~58.8	~49.2	~31.9
Peak Gain (dBi)	~0.4	~4.5	~5.3	~4.6
Average Gain (dB)	~-3.4	~-2.4	~-3.1	~-5.0
Impedance (Ohm)	50			
Polarisation	Linear			
Radiation Pattern	Omni-Directional			
Max. Input Power (W)	25			
Connector Type	SMA-Male Standard (Other Connectors Available)			
Cable Length	300 cm Standard (Any Cable Length Available)			
Cable Type	LL195 Standard (Other Cables Available)			

**Cable 2**

Parameters	5GNR Antenna			
Technologies	5G, 4G, 3G and 2G			
Standards	5GNR/4GLTE/FirstNet/CBRS/LPWA/CAT-X/CAT-Mx/CAT-NBx/NB-IoT/3G/2G			
<b>Frequency (MHz)</b>	617-960	1427-2690	3300-5000	5150-5925
<b>Band (MHz)</b>	600, 700, 850, 900	1500, 1600, 1700, 1800, 1900, 2000, 2100, 2300, 2500, 2600	3300, 3500, 3600, 3700, 4500	5200, 5500, 5800
<b>5GNR Bands</b>	n5, n8 ,12, n20, n28, n71, n81, n82, n83,	n1, n2, n3, n7, n25, n34, n38, n39, n40, n41, n50, n51, n66, n70, n74, n75, n76, n80, n84, n86	n77, n78, n79	
<b>4GLTE Bands</b>	B5, B6, B8, B12, B13, B14, B17, B18, B19, B20, B26, B27, B28, B29, B44, B67, B68, B71, B85	B1, B2, B3, B4, B7, B9, B10, B11, B21, B23, B24, B25, B30, B32, B33, B34, B35, B36, B37, B38, B39, B40, B41, B45, B50, B51, B65, B66, B69, B70, B74, B75, B76	B22, B42, B43, B48, B49, B52	B46, B47, B252, B255
<b>3GCELL Bands</b>	B5, B6, B8, B12, B13, B14, B19, B20, B26	B1, B2, B3, B4, B7, B9, B10, B11, B21, B25, B32, B33, B34, B35, B36, B37, B38, B39, B40	B22	
<b>2GCELL Bands</b>	710, 750, 810T, 850, 900P, 900E, 900R	1800DCS, 1900PCS		
<b>CDMACELL Bands</b>	BC0, BC2, BC3, BC7, BC9, BC10, BC12, BC18, BC19	BC1, BC4, BC6, BC8, BC13, BC14, BC15, BC16, BC20, BC21		
<b>Return Loss (dB)</b>	~-5.5	~-11.4	~-11.3	~-9.5
<b>VSWR</b>	~3.5:1	~1.8:1	~1.9:1	~2.1:1
<b>Efficiency (%)</b>	~45.3	~58.3	~48.8	~42.2
<b>Peak Gain (dBi)</b>	~0.5	~4.1	~4.9	~4.6
<b>Average Gain (dB)</b>	~-3.5	~-2.4	~-3.2	~-3.8
<b>Impedance (Ohm)</b>	50			
<b>Polarisation</b>	Linear			
<b>Radiation Pattern</b>	Omni-Directional			
<b>Max. Input Power (W)</b>	25			
<b>Connector Type</b>	SMA-Male Standard (Other Connectors Available)			
<b>Cable Length</b>	300 cm Standard (Any Cable Length Available)			
<b>Cable Type</b>	LL195 Standard (Other Cables Available)			

**Antenna Measurement Conditions:**

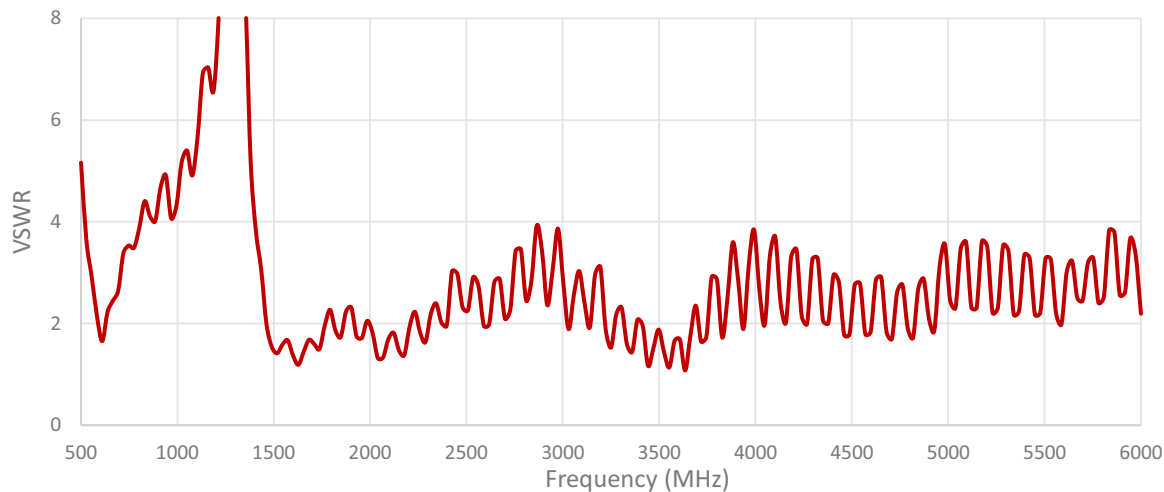
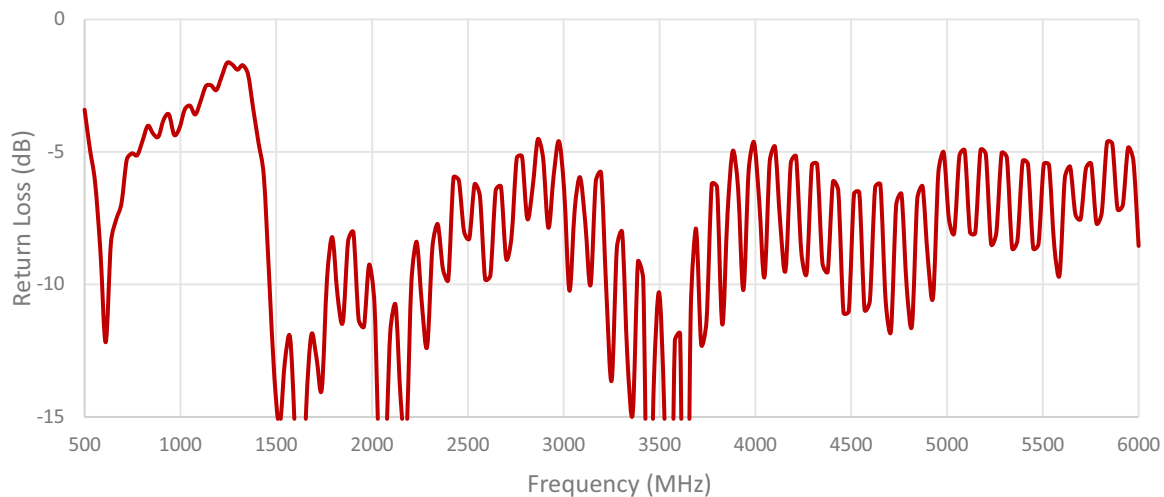
Mounted on Metal Plate of 30 x 30 cm  
 100 cm of Cable LL195  
 Measured in Certified CTIA 3D Anechoic Chamber

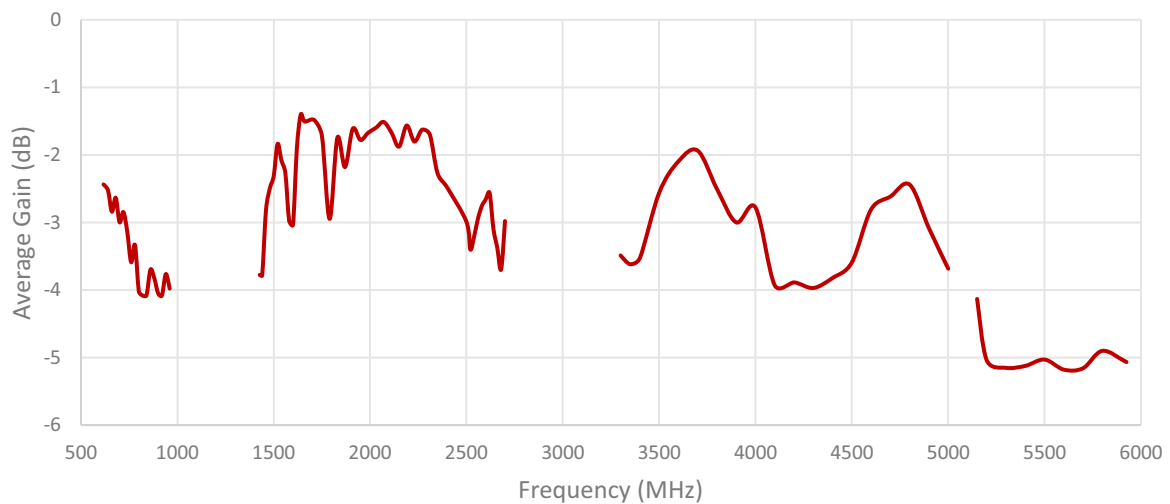
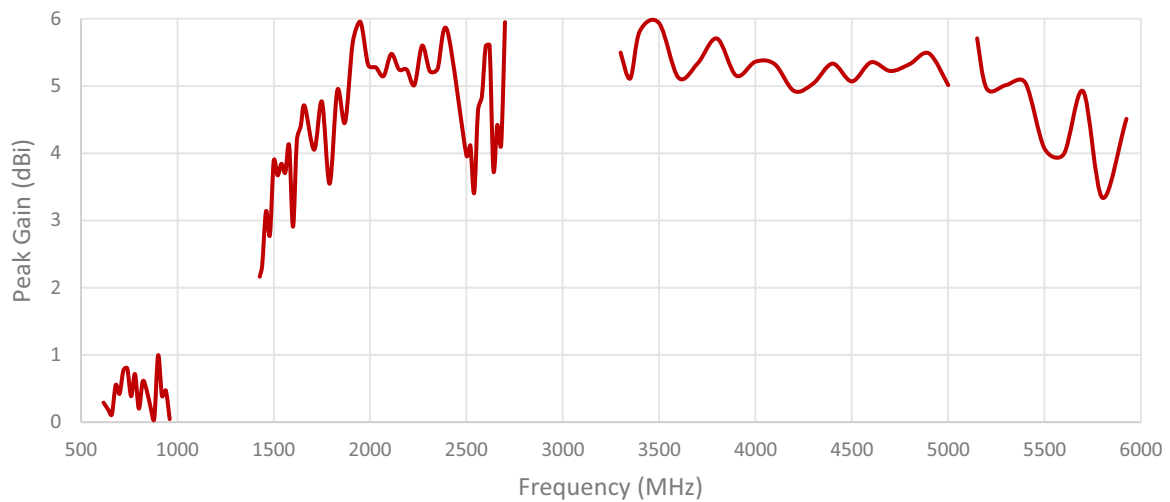
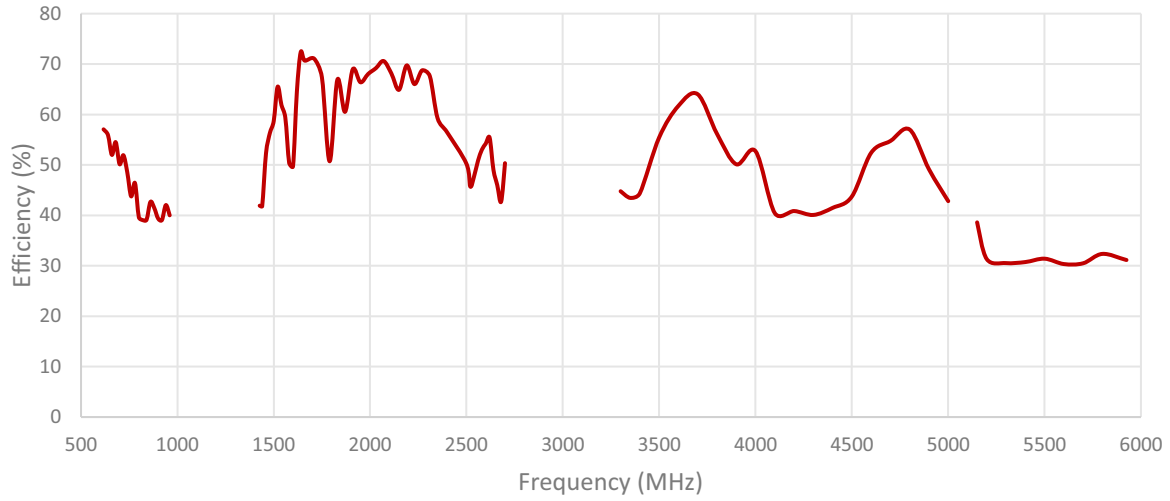
## 2. Mechanical and environmental specifications

Specifications	2J7083Ma
<b>Mounting Type</b>	Magnetic Mount
<b>Dimensions (mm)</b>	Ø 96 × 102
<b>Radome</b>	ASA
<b>Radome color</b>	White, Black
<b>Antenna Base</b>	Alluminium alloy
<b>Operating Temperature (C)</b>	-40 to +85
<b>Storage Temperature (C)</b>	-40 to +85
<b>Substance Compliance</b>	RoHS
<b>Certificates</b>	IP67, IP69, Ik09

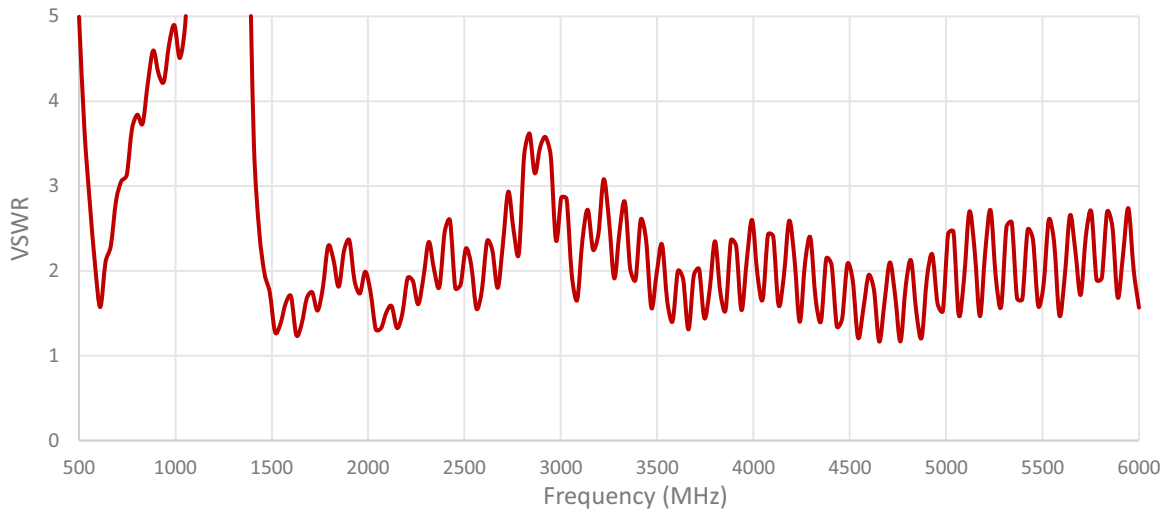
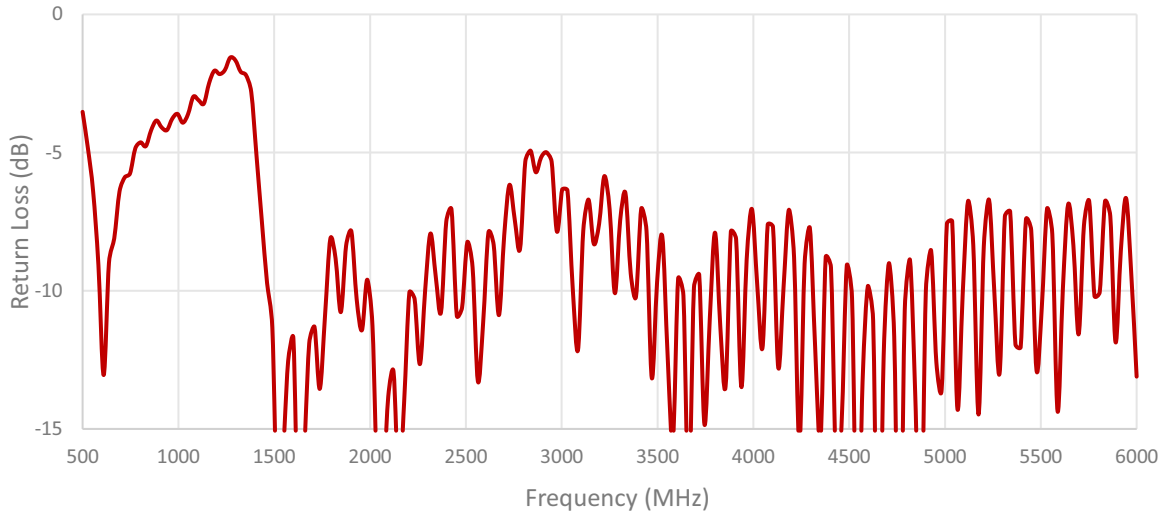
### 3. Antenna parameters

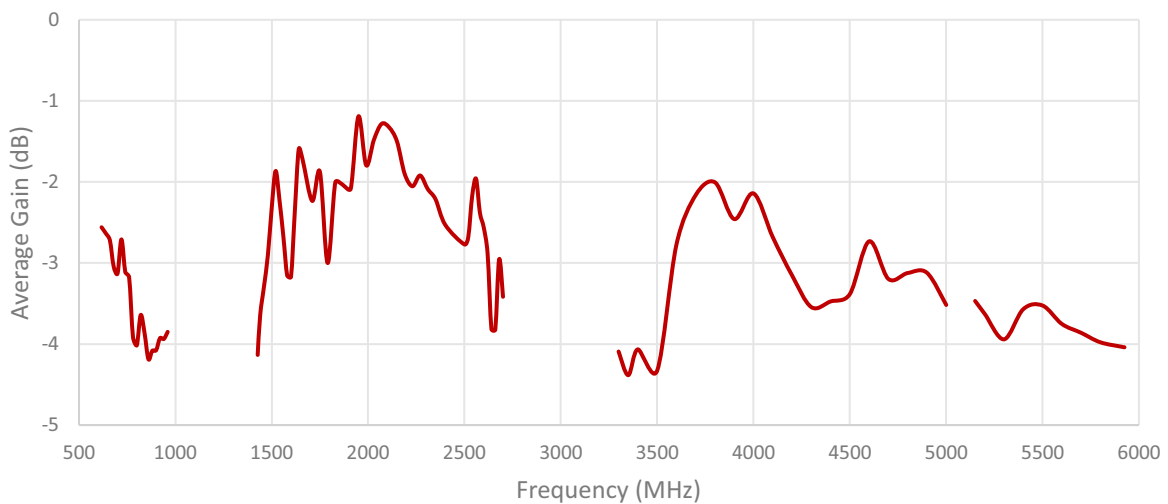
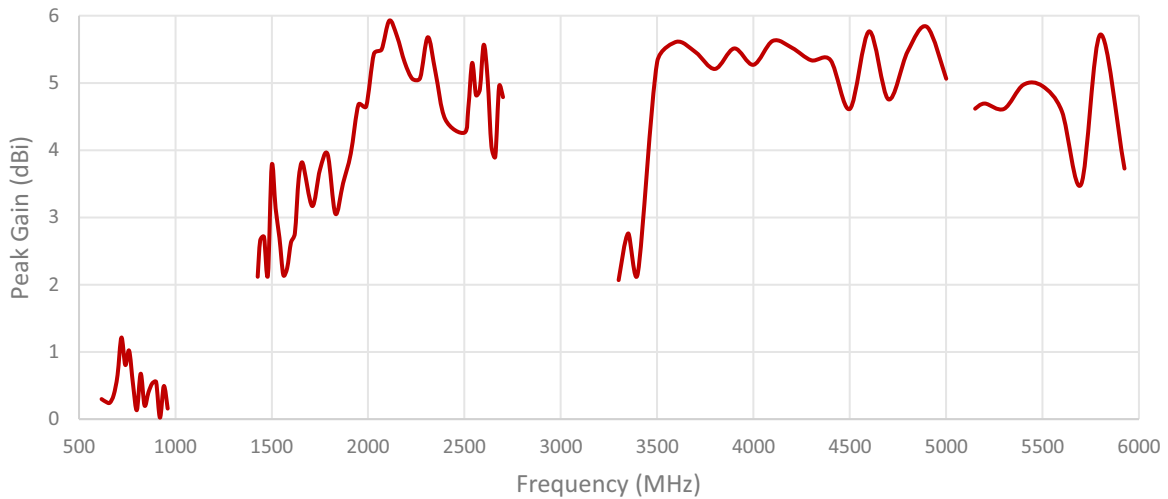
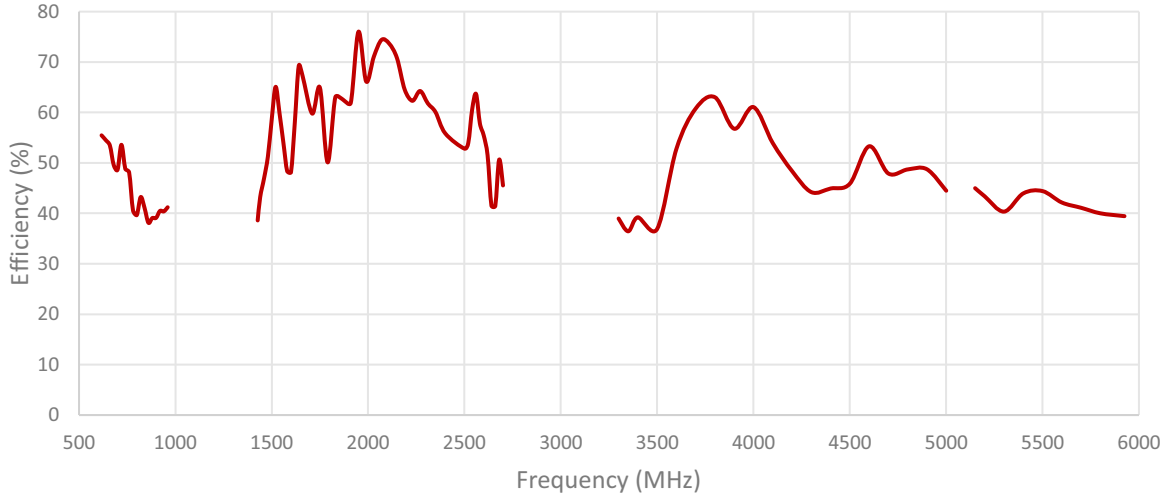
**Table 1: 5GNR**





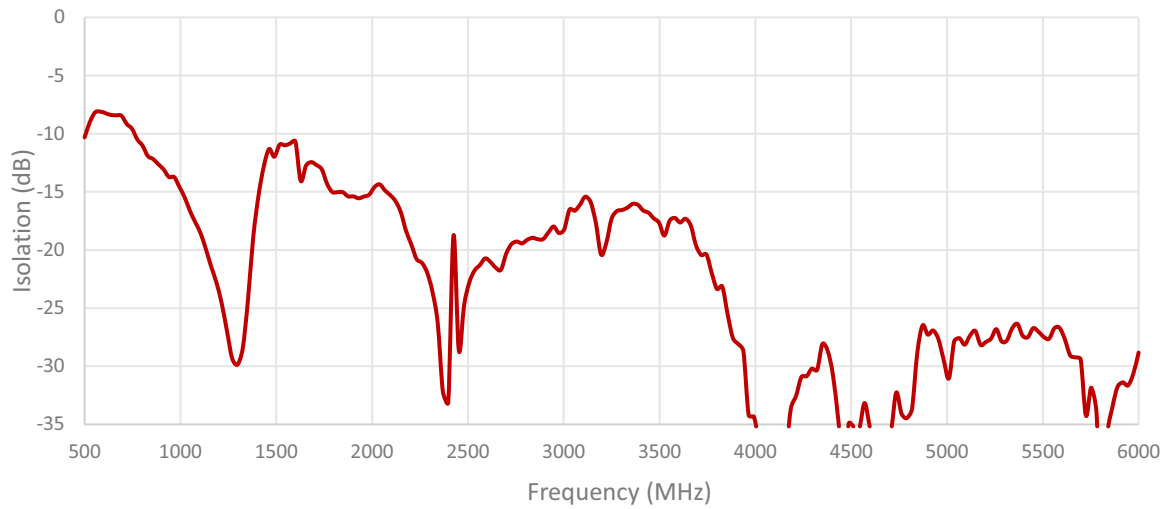
**Cable 2: 5GNR**



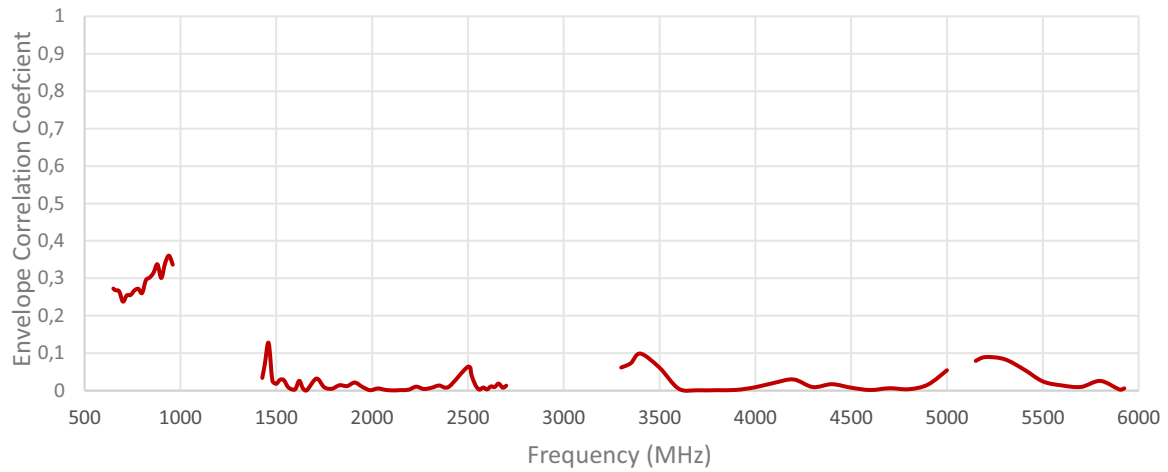


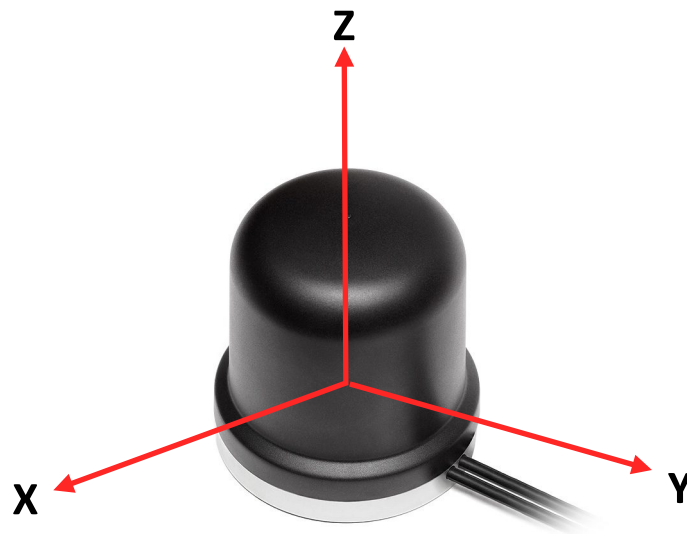


**ISOLATION FOR CABLES 1 AND 2**



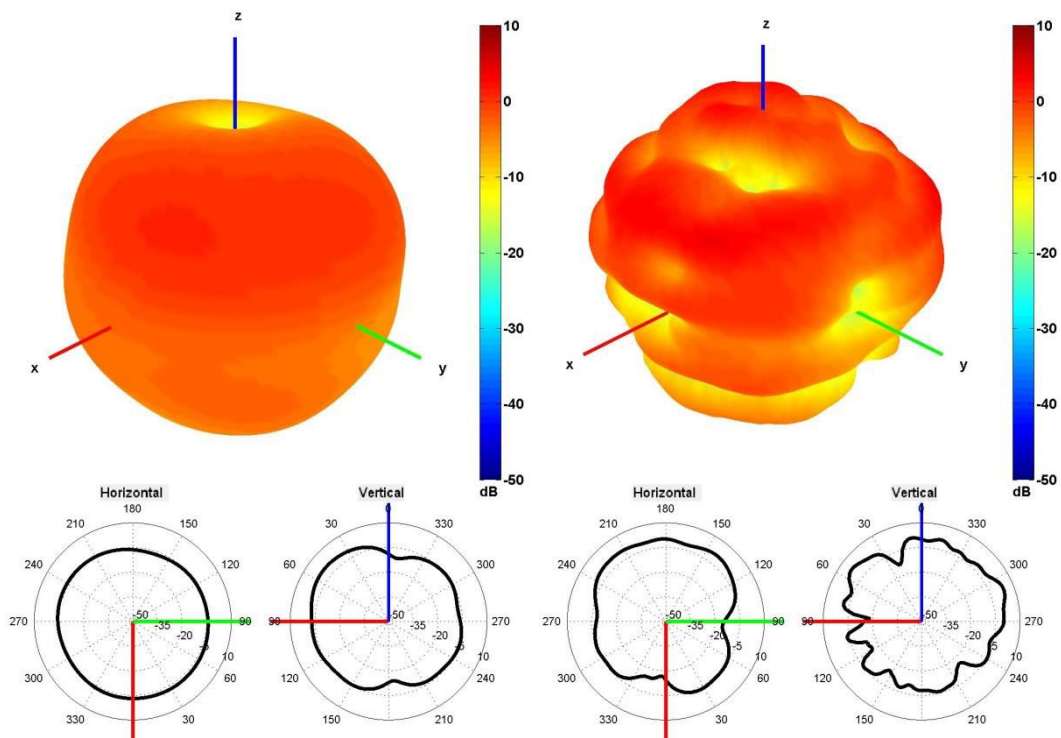
**ENVELOPE CORRELATION COEFFICIENT FOR CABLES 1 AND 2**



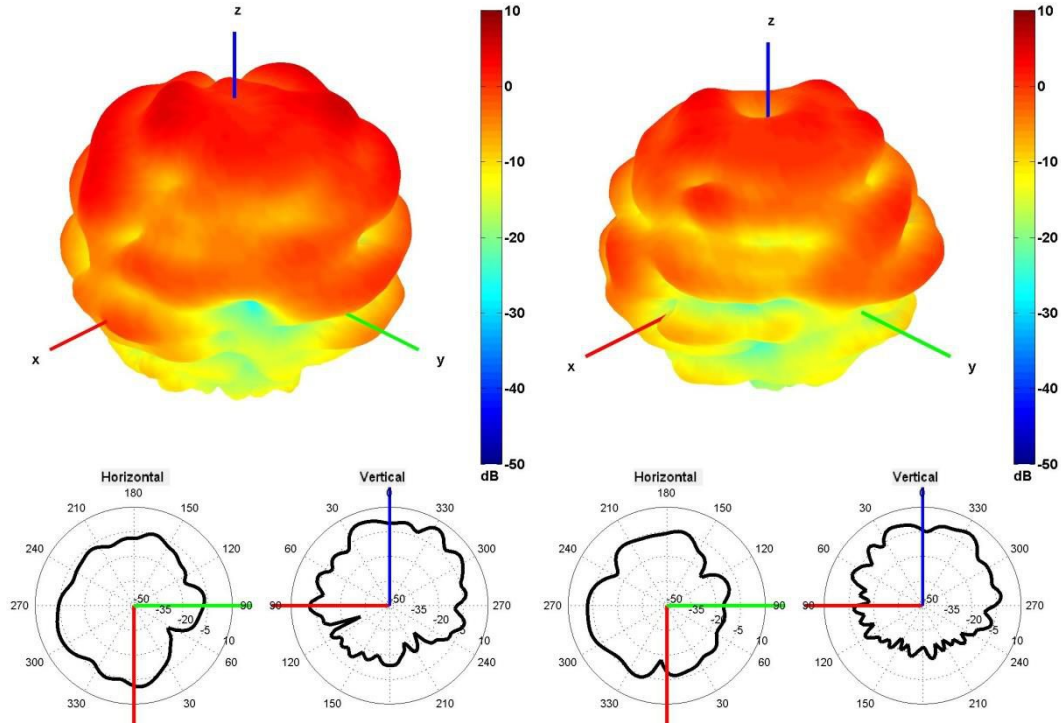


Radiation pattern reference

Cable 1: 5GNR

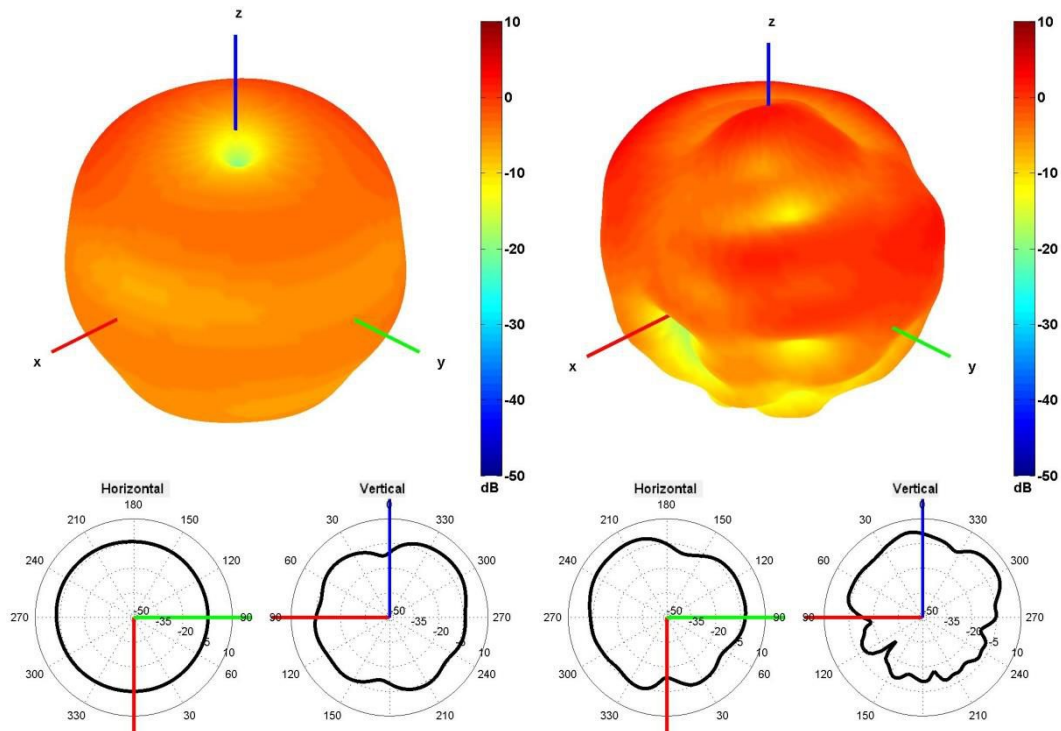


750 and 2500 MHz Radiation pattern

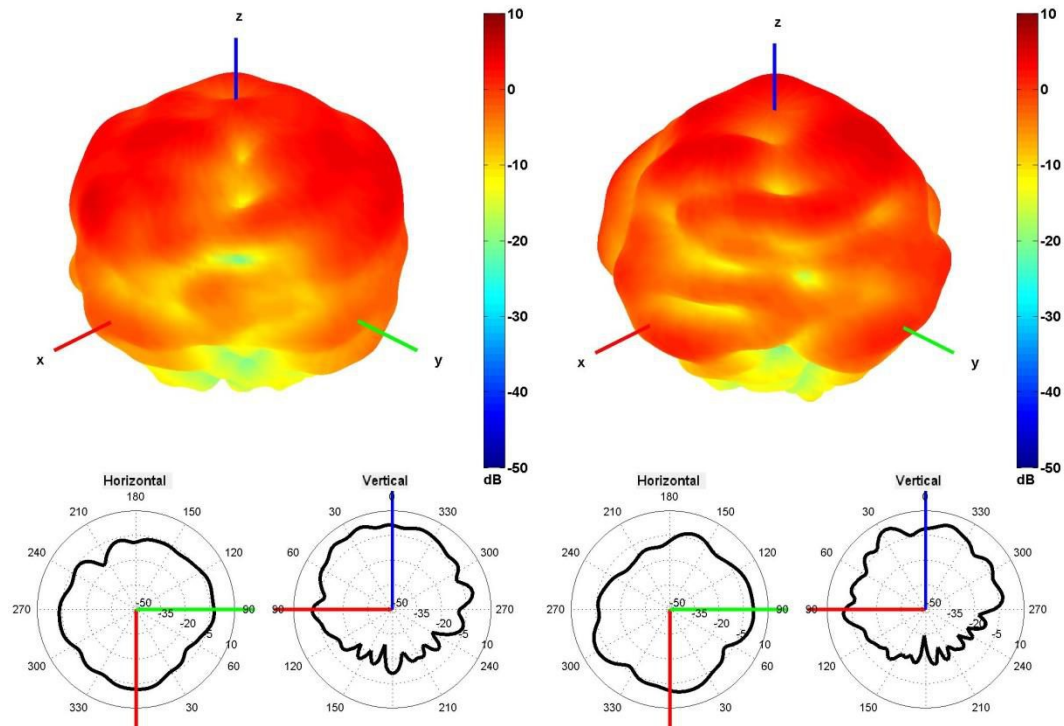


Cable 2: 5GNR

450 and 550 MHz Radiation pattern

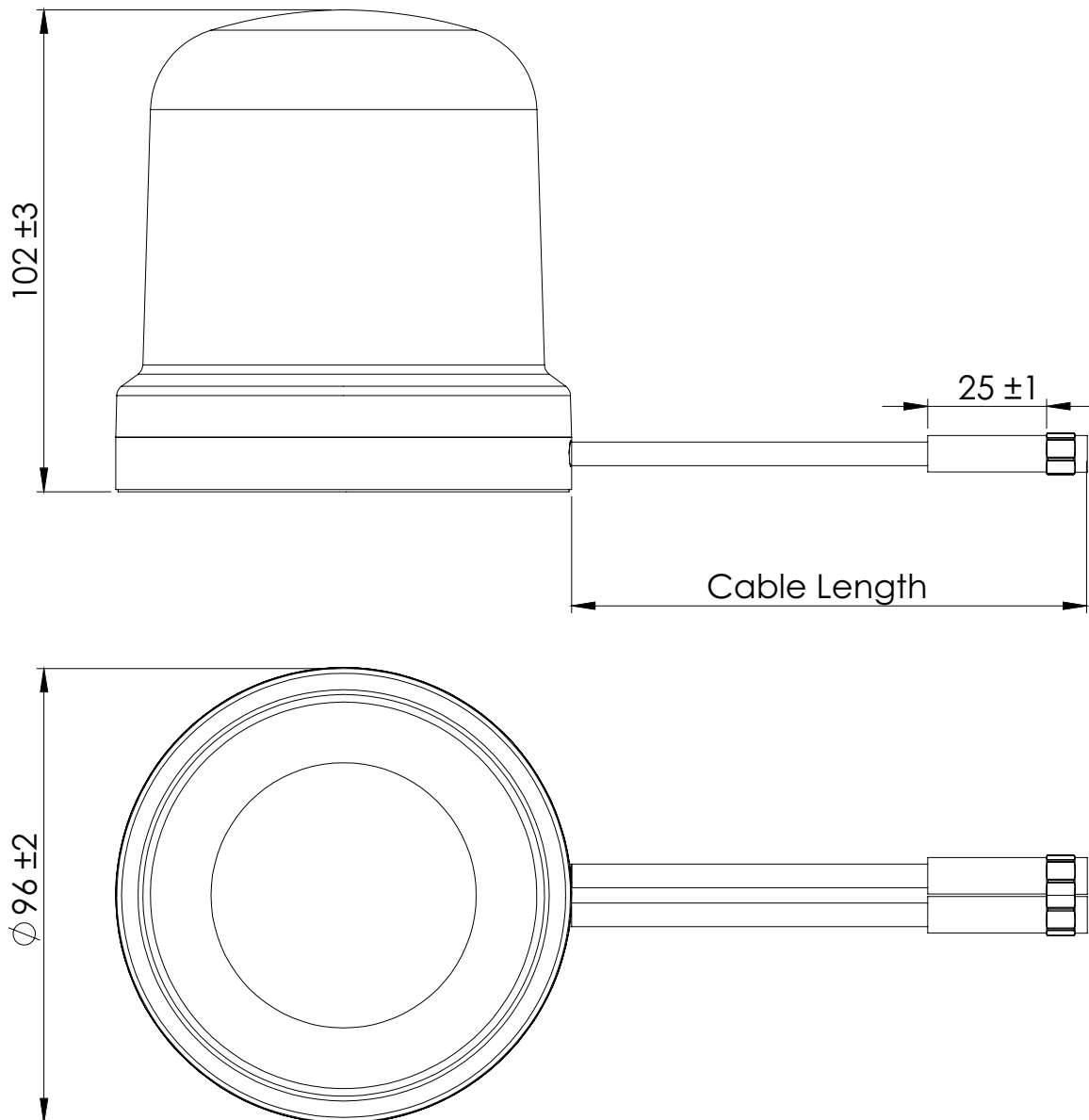


750 and 2500 MHz Radiation pattern



4500 and 5500 MHz Radiation pattern

## 4. Antenna drawings



**Note: Dimensions are in millimeters**

5. Antenna Images

