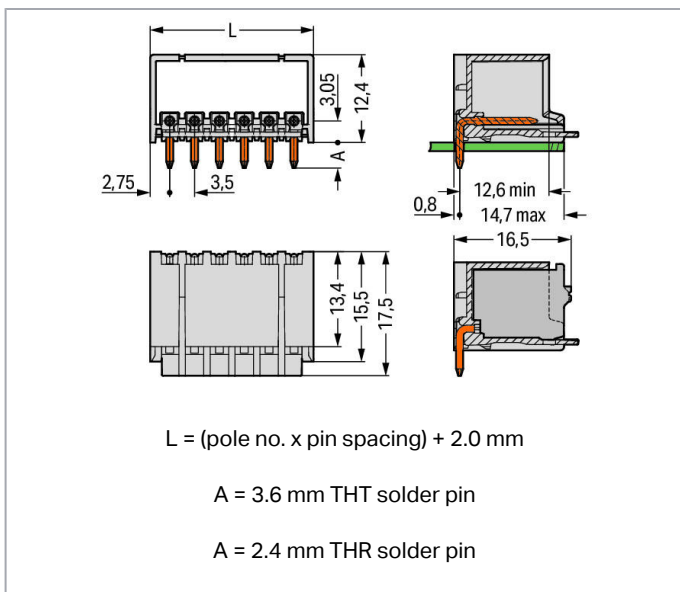
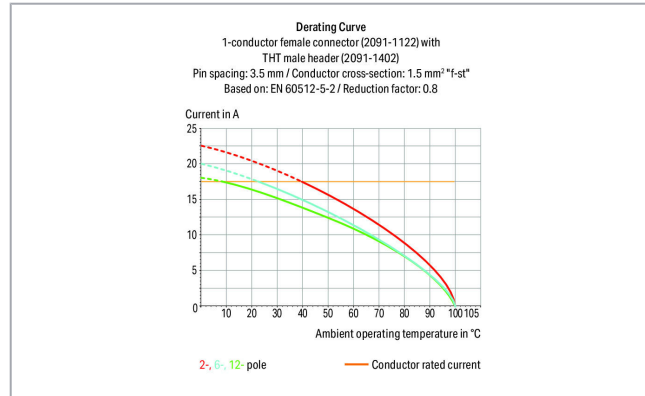
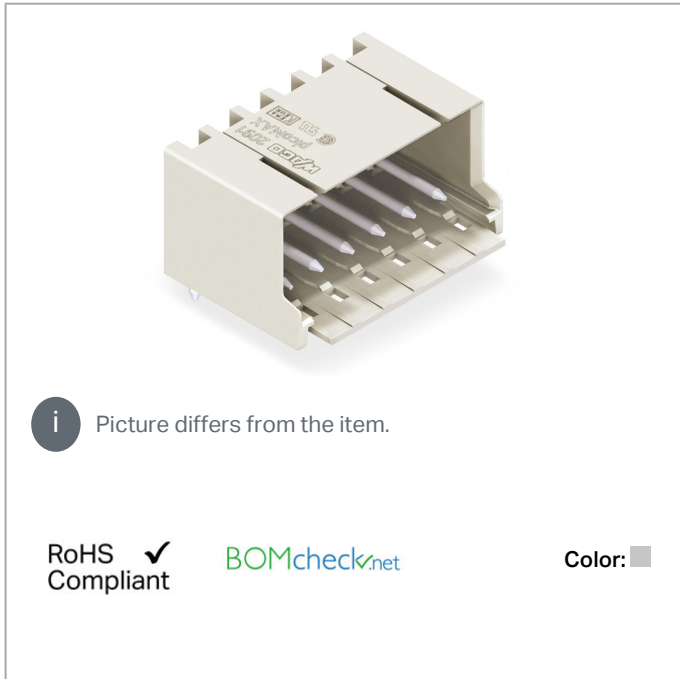


Data sheet | Item number: 2091-1427/200-000

THR male header; 1.0 mm Ø solder pin; angled; Pin spacing 3.5 mm; 7-pole; light gray



www.wago.com/2091-1427/200-000



Item description

Subject to changes. Please also observe the further product documentation!

WAGO Kontakttechnik GmbH & Co. KG
Hansastr. 27
32423 Minden
Phone: +49571 887-0 | Fax: +49571 887-169
Email: info.de@wago.com | Web: www.wago.com

Do you have any questions about our products?
We are always happy to take your call at +49 (571) 887-44222.



- Assembly of female connectors without loss of poles, allowing different functions to be divided within one male header
- Coding pins inserted into the header interface prevent mismatching, allowing subsequent coding in panel feedthrough applications
- The female connector is fully shrouded by the male header's housing, providing vibration resistance up to 20 g

Safety information 1:

The **picoMAX® Pluggable Connection System** includes connectors without breaking capacity in accordance with DIN EN 61984. When used as intended, these connectors must not be connected/disconnected when live or under load. The circuit design should ensure header pins, which can be touched, are not live when unmated.

Data

Electrical data

Ratings per IEC/EN

Ratings per	IEC/EN 60664-1
Nominal voltage (III/3)	160 V
Rated surge voltage (III/3)	2.5 kV
Rated voltage (III/2)	160 V
Rated surge voltage (III/2)	2.5 kV
Nominal voltage (II/2)	320 V
Rated surge voltage (II/2)	2.5 kV
Rated current	10 A
Legend (ratings)	(III / 2) ≙ Overvoltage category III / Pollution degree 2

Ratings per UL

Approvals per	UL 1059
Rated voltage UL (Use Group B)	300 V
Rated current UL (Use Group B)	10 A
Rated voltage UL (Use Group D)	300 V
Rated current UL (Use Group D)	10 A

Ratings per CSA

Approvals per	CSA

Connection data

Pole No.	7
Total number of potentials	7
Number of connection types	1

Subject to changes. Please also observe the further product documentation!



Number of levels	1
------------------	---

Physical data

Pin spacing	3.5 mm / 0.138 inch
Width	26.5 mm / 1.043 inch
Height	14.8 mm / 0.583 inch
Height from the surface	12.4 mm / 0.488 inch
Depth	17.5 mm / 0.689 inch
Solder pin length	2.4 mm
Solder pin diameter	1 mm
Plated through-hole diameter (THR)	1.2 ^(+0.1) mm

Plug-in connection

Contact type (pluggable connector)	Male connector/plug
Connector (connection type)	for PCB
Mismating protection	No
Mating direction to the PCB	0°
Locking of plug-in connection	Locking latch

PCB contact

PCB Contact	THR
-------------	-----

Material data

Color	light gray
Material group	I
Insulation material	Polyphthalamide (PPA GF)
Flammability class per UL94	V0
Contact material	Electrolytic copper (E _{Cu})
Contact plating	tin-plated
Weight	2.5 g

Environmental requirements

Limit temperature range	-60 ... +100 °C
-------------------------	-----------------

Subject to changes. Please also observe the further product documentation!

WAGO Kontakttechnik GmbH & Co. KG
 Hansastr. 27
 32423 Minden
 Phone: +49571 887-0 | Fax: +49571 887-169
 Email: info.de@wago.com | Web: www.wago.com



Do you have any questions about our products?
 We are always happy to take your call at +49 (571) 887-44222.

Commercial data


Packaging type	BOX
Country of origin	DE
GTIN	4055143460903
Customs tariff number	85366990990

Approvals / Certificates

Country specific Approvals

Logo	Approval	Additional Approval Text	Certificate name
	CB DEKRA Certification B.V.	IEC 61984	NL-49736 /A1
	CSA DEKRA Certification B.V.	C22.2	2362521
	KEMA/KEUR DEKRA Certification B.V.	EN 61984	71-102260 REV.1

UL-Approvals

Logo	Approval	Additional Approval Text	Certificate name
	UL Underwriters Laboratories Inc.	UL 1977	20190909-E45171

Counterpart



Item no.2091-1127

1-conductor female plug; 1.5 mm²; Pin spacing 3.5 mm; 7-pole; 1,50 mm²; light graywww.wago.com/2091-1127

Downloads

Documentation

Additional Information

Subject to changes. Please also observe the further product documentation!

WAGO Kontakttechnik GmbH & Co. KG

Hansastr. 27

32423 Minden

Phone: +49571 887-0 | Fax: +49571 887-169

Email: info.de@wago.com | Web: www.wago.com

Do you have any questions about our products?

We are always happy to take your call at +49 (571) 887-44222.

Technical explanations	3. 4. 2019	pdf 2.0 MB	Download
THR Soldering Process		pdf 402.7 kB	Download

CAD/CAE-Data

CAD data

2D/3D Models 2091-1427/200-000	URL	Download
--------------------------------	-----	----------

CAE data

ZUKEN Portal 2091-1427/200-000	URL	Download
--------------------------------	-----	----------


Environmental Product Compliance

Compliance Search

Environmental Product Compliance 2091-1427/200-000	URL	Download
THR male header; 1.0 mm Ø solder pin; angled; Pin spacing 3.5 mm; 7-pole; light gray		

Installation Notes

Coding



Coding a male header (via coding key carrier and two keys for male header, see symbol).

Product family

[*<i>picoMAX</i>[®]</sup> 3.5*](#)
[Show all products from the family](#)

Subject to changes. Please also observe the further product documentation!