
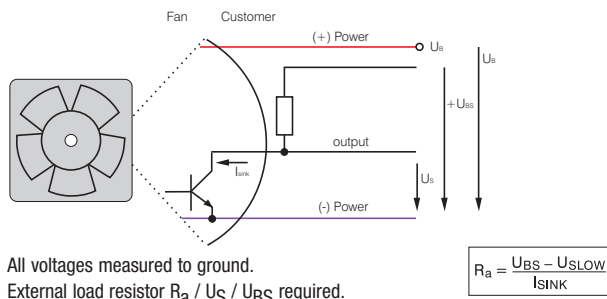


Speed signal /2



- Speed-proportional rectangular pulse for external speed monitoring of fan motor.
- 2, 3 or 6 pulses per revolution.
- Open collector signal output.
- Extremely wide operating voltage range.
- Easy adaptation to user interface.
- Connection via separate lead.
- The sensor signal also serves as a major comparison variable for setting and maintaining the setpoint speed for interactive or controlled cooling with one or several interconnected fans.

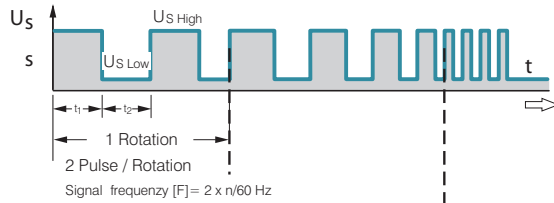
Electrical connection



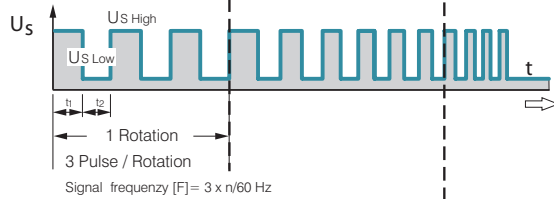
All voltages measured to ground.
External load resistor R_a / U_S / U_{BS} required.

Signal output voltage

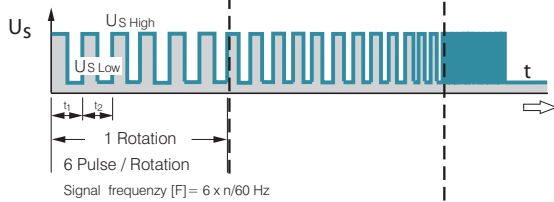
Standard signal for all models (exceptions see below)



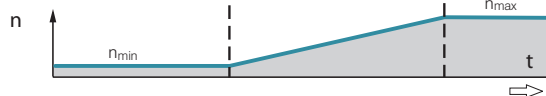
only for 4100 NH7 and NH8



All TD fans. Ex.: 6400 TD



Fan Speed



Signal data								
Type	Speed signal $U_{S \text{ Low}}$ VDC	Condition: I_{sink} mA	Speed signal $U_{S \text{ High}}$ VDC	Condition: I_{source} mA	Sensor operating voltage U_{BS} VDC	Perm. sink current $I_{\text{sink max}}$ mA	Pulses per revolution	Fan description
250	≤ 0,4	≤ 2	30	0	≤ 30	2	2	23
400 F	≤ 0,4	1	30	0	≤ 30	≤ 2	2	24
400	≤ 0,4	1	30	0	≤ 30	≤ 2	2	25
400 J	≤ 0,4	2	30	0	≤ 30	≤ 4	2	26
500 F	≤ 0,4	1	30	0	≤ 30	≤ 2	2	27
600 F	≤ 0,4	1	30	0	≤ 30	≤ 2	2	28
620	≤ 0,4	2	30	0	≤ 30	≤ 4	2	29
630 U	≤ 0,4	2	30	0	≤ 30	≤ 4	2	30
600 N	≤ 0,4	2	28	0	≤ 28	≤ 4	2	31
600 J	≤ 0,4	2	30	0	≤ 30	≤ 4	2	33
700 F	≤ 0,4	2	30	0	≤ 30	≤ 4	2	34
8450	≤ 0,4	2	28	0	≤ 28	≤ 4	2	35
8400 N	≤ 0,4	2	28	0	≤ 28	≤ 4	2	36
8400 N VARIOFAN	≤ 0,4	2	30	0	≤ 30	≤ 4	2	37
8300	≤ 0,4	2	30	0	≤ 30	≤ 4	2	38
8200 J	≤ 0,4	2	30	0	≤ 30	≤ 4	2	39
3400 N	≤ 0,4	2	28	0	≤ 28	≤ 4	2	40
3400 N VARIOFAN	≤ 0,4	2	30	0	≤ 30	≤ 4	2	41
3300	≤ 0,4	2	30	0	≤ 30	≤ 4	2	42
3212 J / 3214 J	≤ 0,4	2	30	0	≤ 30	≤ 4	2	43
3218 J	≤ 0,4	2	60	0	≤ 60	≤ 4	2	43
4412 F / 4414 F	≤ 0,4	2	30	0	≤ 30	≤ 4	2	44
4418 F	≤ 0,4	2	60	0	≤ 60	≤ 4	2	44
4400 FN	≤ 0,4	2	30	0	≤ 30	≤ 4	2	45
4312 / 4314	≤ 0,4	2	30	0	≤ 30	≤ 4	2	46
4318	≤ 0,4	2	60	0	≤ 60	≤ 4	2	46
4312 / 4314 VARIOFAN	≤ 0,4	2	30	0	≤ 30	≤ 4	2	47
4318 VARIOFAN	≤ 0,4	2	60	0	≤ 60	≤ 4	2	47
4400	≤ 0,4	2	30	0	≤ 30	≤ 4	2	48
4100 N	≤ 0,4	2	30	0	≤ 30	≤ 4	2	49
4100 NHH...NH6	≤ 0,4	2	≤ 60	0	≤ 60	≤ 10	2	50
4100 NH7...NH8	≤ 0,4	2	≤ 60	0	≤ 60	≤ 20	3	51
DV 4100	≤ 0,4	2	30	0	≤ 30	≤ 4	2	52
5200 N	≤ 0,4	2	30	0	≤ 30	≤ 4	2	53

Available on request:

- Electrically isolated sensor and signal circuit.
- Varying voltage potentials for power and logic circuit.

Signal data	Speed signal $U_{S, Low}$	Condition: i_{sink}	Speed signal $U_{S, High}$	Condition: i_{source}	Sensor operating voltage U_{BS}	Perm. sink current $i_{sink, max}$	Pulses per revolution	Fan description
Type	VDC	mA	VDC	mA	VDC	mA	Page	
DV 5200	≤ 0,4	2	30	0	≤ 30	≤ 4	2	54
5112 N	≤ 0,4	2	15	0	≤ 5	≤ 20	2	55
5114 N / 5118 N	≤ 0,4	2	60	0	≤ 60	≤ 20	2	55
5300	≤ 0,4	2	≤ 72	0	≤ 72	≤ 4	2	56
5300 TD	≤ 0,4	2	72	0	≤ 72	≤ 20	6	57
7112 N / 7118 N	≤ 0,4	2	60	0	≤ 60	≤ 20	2	58
7114 N	≤ 0,4	2	30	0	≤ 30	≤ 20	2	58
7200 N	≤ 0,4	2	15	0	≤ 15	≤ 20	2	59
6300	≤ 0,4	2	≤ 72	0	≤ 72	≤ 20	2	61
6300 TD	≤ 0,4	2	72	0	≤ 72	≤ 20	6	62
DV 6200	≤ 0,4	2	30	0	≤ 60	≤ 20	2	64
6400	≤ 0,4	2	60	0	≤ 60	≤ 20	2	66
2200 FTD	≤ 0,4	2	72	0	≤ 72	≤ 20	6	70
RL 48	≤ 0,4	2	3	0	≤ 30	≤ 4	2	81
RL 65	≤ 0,4	2	30	0	≤ 30	≤ 4	2	82
RL 90 N	≤ 0,4	2	30	0	≤ 30	≤ 4	2	83
RLF 100	≤ 0,4	2	30	0	≤ 30	≤ 4	2	84
RG 90 N	≤ 0,4	2	30	0	≤ 30	≤ 4	2	85
RG 125 N	≤ 0,4	2	30	0	≤ 30	≤ 4	2	86
RG 160 N	≤ 0,4	2	30	0	≤ 30	≤ 20	2	87
RG 160 TD	≤ 0,4	2	60	0	≤ 60	≤ 20	6	88
RG 190 TD	≤ 0,4	2	72	0	≤ 72	≤ 20	6	89
RG 220 TD	≤ 0,4	2	72	0	≤ 72	≤ 20	6	90
RG 225 TD	≤ 0,4	2	72	0	≤ 72	≤ 20	6	91
RET 97 TD	≤ 0,4	2	72	0	≤ 72	≤ 20	6	92
REF 100	≤ 0,4	2	30	0	≤ 30	≤ 4	2	93
RER 120 TD	≤ 0,4	2	72	0	≤ 72	≤ 20	6	95
RER 133 TD	≤ 0,4	2	72	0	≤ 72	≤ 20	6	97
RER 160 TD	≤ 0,4	2	60	0	≤ 60	≤ 20	6	99
REF 175 TD	≤ 0,4	2	72	0	≤ 72	≤ 20	6	100
RER 175 TD	≤ 0,4	2	72	0	≤ 72	≤ 20	6	101
RER 190 TD	≤ 0,4	2	72	0	≤ 72	≤ 20	6	102
RER 220 TD	≤ 0,4	2	72	0	≤ 72	≤ 20	6	103
RER 225 TD	≤ 0,4	2	72	0	≤ 72	≤ 20	6	104

Attention:

With these fan options, deviations in regard to temperature range, voltage range and power consumption are possible compared with standard fan data.