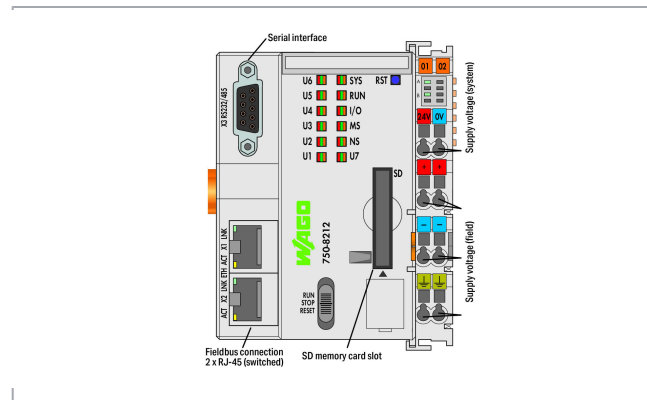
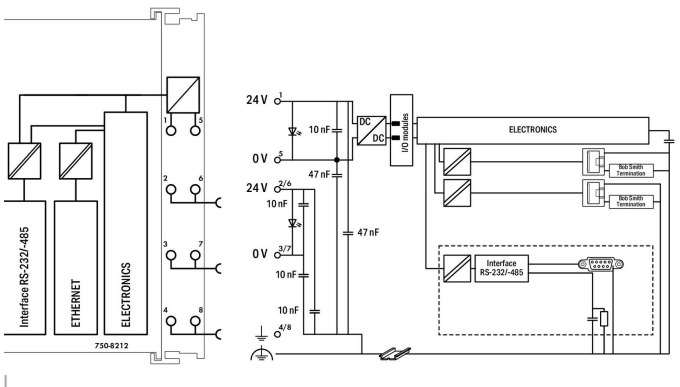
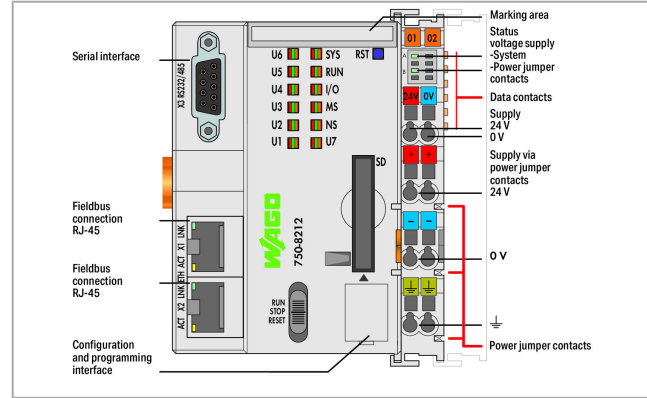



Data sheet | Item number: 750-8212/025-001

Controller PFC200; 2nd Generation; 2 x ETHERNET, RS-232/-485;
Telecontrol technology; Ext. Temperature



www.wago.com/750-8212/025-001



Item description

The PFC200 Controller is a compact PLC for the modular WAGO I/O System. Besides network and fieldbus interfaces, the controller supports all digital, analog and specialty modules found within the 750/753 Series.

Two ETHERNET interfaces and an integrated switch enable line topology wiring.

An integrated Webserver provides user configuration options, while displaying PFC200 status information.

Subject to changes. Please also observe the further product documentation!

WAGO Kontakttechnik GmbH & Co. KG
Hansastr. 27
32423 Minden
Phone: +49571 887-0 | Fax: +49571 887-169
Email: info.de@wago.com | Web: www.wago.com

Do you have any questions about our products?
We are always happy to take your call at +49 (571) 887-44222.



Besides the processing industry and building automation, typical applications for the PFC200 include standard machinery and equipment control (e. g., packaging, bottling and manufacturing systems, as well as textile, metal and wood processing machines).

Programming per IEC 61131-3

- Programmable via WAGO-I/O-PRO V2.3
- Direct connection of WAGO I/O modules
- 2 x ETHERNET (configurable), RS-232/485
- Linux operating system with RT-Preempt patch
- Configuration via CODESYS or Web-Based Management interface
- Maintenance-free

Data

Technical data

Communication	Modbus® RTU Modbus (TCP, UDP) Ethernet Modbus RTU RS-232 serial interface RS-485 Serial Interface Telecontrol protocols MQTT
ETHERNET protocols	DHCP DNS NTP FTP FTPS SNMP HTTP HTTPS SSH
Telecontrol protocols	IEC 60870-5-101/-103/-104 IEC 61400-25 IEC 61850-7 DNP3
Visualization	Web Visu
Operating system	Real-time Linux (with RT-Preempt patch)
CPU	Cortex A8; 1 GHz
Programming languages per IEC 61131-3	Instruction List (IL) Ladder Diagram (LD) Function Block Diagram (FBD), Continuous Function Chart (CFC) Structured Text (ST) Sequential Function Chart (SFC)
Programming environment	e!COCKPIT (based on CODESYS V3)

Subject to changes. Please also observe the further product documentation!



WAGO-I/O-PRO V2.3 (based on CODESYS V2.3)	
Configuration options	e!COCKPIT WAGO-I/O-CHECK Web-based management
Baud rate (communication/fieldbus 1)	10/100 Mbit/s
Baud rate	ETHERNET: 10/100 Mbit/s
Transmission medium (communication/fieldbus)	ETHERNET: Twisted Pair S-UTP; 100 Ω; Cat. 5; 100 m maximum cable length
Main memory (RAM)	512 MB
Internal memory (flash)	4096 MB
Non-volatile hardware memory	128 Kbytes
Program memory	16 MB
Data memory	64 MB
Non-volatile software memory	128 Kbytes
Memory card type	SD and SDHC up to 32 GB (all guaranteed properties only valid with WAGO 758-879/000-001 Memory Card)
Memory card slot	Push-push mechanism; Cover lid (sealable)
Number of modules per node (max.)	250
Number of modules without a bus extension (max.)	64
Input and output (internal) process image (max.)	1000 Worte/1000 Worte
Input and output (MODBUS) process image (max.)	CODESYS V2: 1000 Worte/1000 Worte
Indicators	LED (SYS, RUN, I/O, U1 ... U7) red/green/orange: Status of system, program, local data bus, status programmable by user (can be used via CODESYS library); LED (A, B) green: Status of system power supply, field supply
Supply voltage (system)	24 VDC (-25 ... +30 %); via pluggable connector (CAGE CLAMP® connection) DC 24 V (-25 ... +30 %); via pluggable connector (CAGE CLAMP® connection)
Input current (typ.) at nominal load (24 V)	550 mA
Total current (system supply)	1,700 mA
Supply voltage (field)	24 VDC (-25 ... +30 %); via power jumper contacts DC 24 V (-25 ... +30 %); via power jumper contacts
Current carrying capacity (power jumper contacts)	10 A
Number of outgoing power jumper contacts	3
Isolation	500 V system/field

Connection data

Connection technology: communication/fieldbus

Modbus TCP/UDP: 2 x RJ-45; Modbus RTU: 1 x D-sub 9 socket; RS-232 serial interface: 1 x D-sub 9 socket; RS-485 serial interface: 1 x

Subject to changes. Please also observe the further product documentation!

WAGO Kontakttechnik GmbH & Co. KG

Hansastr. 27

32423 Minden

Phone: +49571 887-0 | Fax: +49571 887-169

Email: info.de@wago.com | Web: www.wago.com

Do you have any questions about our products?

We are always happy to take your call at +49 (571) 887-44222.



D-sub 9 socket; Telecontrol protocol IEC 60870-5-101/-103: 1 x D-sub 9 socket; Telecontrol protocol IEC 60870-5-104: 1 x RJ-45; Telecontrol protocol IEC 61850: 1 x RJ-45; Telecontrol protocol DNP3: 1 x RJ-45 or D-sub 9 socket

Connection technology: system supply	2 x CAGE CLAMP®
Connection technology: field supply	6 x CAGE CLAMP®
Connection type (1)	System/field supply
Solid conductor	0.08 ... 2.5 mm ² / 28 ... 14 AWG
Fine-stranded conductor	0.08 ... 2.5 mm ² / 28 ... 14 AWG
Strip length	8 ... 9 mm / 0.31 ... 0.35 inch
Connection technology: device configuration	1 x Male connector; 4-pole

Physical data

Width	78.6 mm / 3.094 inch
Height	100 mm / 3.937 inch
Depth	71.9 mm / 2.831 inch
Depth from upper edge of DIN-rail	64.7 mm / 2.547 inch

Mechanical data

Weight	214 g
Color	light gray
Housing material	Polycarbonate; polyamide 6.6 Polycarbonate, polyamide 6.6
Conformity marking	CE

Environmental requirements

Surrounding air temperature (operation)	-20 ... 60 °C
Surrounding air temperature (storage)	-40 ... 85 °C
Protection type	IP20
Pollution degree (5)	2 per IEC 61131-2
Operating altitude	without temperature derating: 0 ... 2000 m; with temperature derating: 2000 ... 5000 m (0.5 K/100 m); 5000 m (max.)
Relative humidity (without condensation)	95 %
Relative humidity (with condensation)	Short-term condensation per Class 3K6/IEC EN 60721-3-3 and E-DIN 40046-721-3, accounting for a temperature range of -20 to +60 °C (except for wind-driven precipitation, water and ice formation)
Mounting position	any
Mounting type	DIN-35 rail

Subject to changes. Please also observe the further product documentation!

WAGO Kontakttechnik GmbH & Co. KG
Hansastr. 27
32423 Minden
Phone: +49571 887-0 | Fax: +49571 887-169
Email: info.de@wago.com | Web: www.wago.com

Do you have any questions about our products?
We are always happy to take your call at +49 (571) 887-44222.

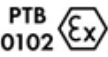




Vibration resistance	4g per IEC 60068-2-6
Shock resistance	15g per IEC 60068-2-27
EMC immunity to interference	per EN 61000-6-2, marine applications
EMC emission of interference	per EN 61000-6-3, marine applications
Exposure to pollutants	Per IEC 60068-2-42 and IEC 60068-2-43
Fire load	1.517 MJ
Permissible H ₂ S contaminant concentration at a relative humidity 75 %	10 ppm
Permissible SO ₂ contaminant concentration at a relative humidity 75 %	25 ppm

Commercial data

Packaging type	BOX
Country of origin	DE
GTIN	4055143765039
Customs tariff number	85371091990

Approvals / Certificates

Ex-Approvals



Logo	Approval	Additional Approval Text	Certificate name
	ATEX TUEV Nord Cert GmbH	EN 60079	TUEV_14_ATEX_148929_X
 Ex nA IIC T4 Gc	CCCEX CQST/CNEX	CNCA-C23-01	2020312310000213
	EAC Brjansker Zertifizierungsstelle	TP TC 012/2011	EAC RU C-DE.AM02.B. 00163/19
	IECEX TUEV Nord Cert GmbH	IEC 60079-0	IECEX_TUN_14.0035_X
	UL Underwriters Laboratories Inc. (HAZARDOUS LOCATIONS)	UL 121201	E198726 Sec.1

Subject to changes. Please also observe the further product documentation!



WAGO Kontakttechnik GmbH & Co. KG
Hansastr. 27
32423 Minden
Phone: +49571 887-0 | Fax: +49571 887-169
Email: info.de@wago.com | Web: www.wago.com

Do you have any questions about our products?
We are always happy to take your call at +49 (571) 887-44222.


Country specific Approvals

Logo	Approval	Additional Approval Text	Certificate name
	EAC Brjansker Zertifizierungsstelle	TP TC 012/2011	EAC RU C-DE.AM02. B.00163 /19
	KC National Radio Research Agency	Article 58-2, Clause 3	MSIP- REM-W43- PFC750

Ship Approvals



Logo	Approval	Additional Approval Text	Certificate name
	ABS American Bureau of Shipping	-	19- HG1821812- PDA
	DNV GL Det Norske Veritas, Germanischer Lloyd	-	TAA00001J4

UL-Approvals

Logo	Approval	Additional Approval Text	Certificate name
	UL Underwriters Laboratories Inc. (ORDINARY LOCATIONS)	UL 61010-2-201	E175199 Sec11
















Compatible products

Carrier rail















	Item no.: 210-112 Steel carrier rail; 35 x 7.5 mm; 1 mm thick; 2 m long; slotted; according to EN 60715; "Hole width 25 mm; www.wago.com/210-112 silver-colored
	Item no.: 210-113 Steel carrier rail; 35 x 7.5 mm; 1 mm thick; 2 m long; unslotted; according to EN 60715; silver-colored www.wago.com/210-113

Item no.: 210-114

Subject to changes. Please also observe the further product documentation!
















	Steel carrier rail; 35 x 15 mm; 1.5 mm thick; 2 m long; unslotted; similar to EN 60715; silver-colored	www.wago.com/210-114
	Item no.: 210-115 Steel carrier rail; 35 x 7.5 mm; 1 mm thick; 2 m long; slotted; according to EN 60715; "Hole width 18 mm; silver-colored	www.wago.com/210-115
	Item no.: 210-118 Steel carrier rail; 35 x 15 mm; 2.3 mm thick; 2 m long; unslotted; according to EN 60715; silver-colored	www.wago.com/210-118
	Item no.: 210-196 Aluminum carrier rail; 35 x 8.2 mm; 1.6 mm thick; 2 m long; unslotted; similar to EN 60715; silver-colored	www.wago.com/210-196
	Item no.: 210-197 Steel carrier rail; 35 x 15 mm; 1.5 mm thick; 2 m long; slotted; similar to EN 60715; silver-colored	www.wago.com/210-197
	Item no.: 210-198 Copper carrier rail; 35 x 15 mm; 2.3 mm thick; 2 m long; unslotted; according to EN 60715; copper-colored	www.wago.com/210-198
	Item no.: 210-504 Steel carrier rail; 35 x 7.5 mm; 1 mm thick; 2 m long; slotted; galvanized; according to EN 60715; silver-colored	www.wago.com/210-504
	Item no.: 210-505 Steel carrier rail; 35 x 7.5 mm; 1 mm thick; 2 m long; unslotted; galvanized; according to EN 60715; silver-colored	www.wago.com/210-505
	Item no.: 210-506 Steel carrier rail; 35 x 15 mm; 1.5 mm thick; 2 m long; unslotted; galvanized; similar to EN 60715; silver-colored	www.wago.com/210-506
	Item no.: 210-508 Steel carrier rail; 35 x 15 mm; 1.5 mm thick; 2 m long; slotted; galvanized; similar to EN 60715; silver-colored	www.wago.com/210-508
Marking accessories		
	Item no.: 2009-145 Mini-WSB Inline; for Smart Printer; 1700 pieces on roll; stretchable 5 - 5.2 mm; plain; snap-on type; white	www.wago.com/2009-145
	Item no.: 2009-145/000-002 Mini-WSB Inline; for Smart Printer; 1700 pieces on roll; stretchable 5 - 5.2 mm; plain; snap-on type; yellow	www.wago.com/2009-145/000-002
	Item no.: 2009-145/000-005 Mini-WSB Inline; for Smart Printer; 1700 pieces on roll; stretchable 5 - 5.2 mm; plain; snap-on type; red	www.wago.com/2009-145/000-005
	Item no.: 2009-145/000-006 Mini-WSB Inline; for Smart Printer; 1700 pieces on roll; stretchable 5 - 5.2 mm; plain; snap-on type; blue	www.wago.com/2009-145/000-006
	Item no.: 2009-145/000-007 Mini-WSB Inline; for Smart Printer; 1700 pieces on roll; stretchable 5 - 5.2 mm; plain; snap-on type; gray	www.wago.com/2009-145/000-007
	Item no.: 2009-145/000-012	

Subject to changes. Please also observe the further product documentation!














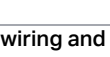

	Mini-WSB Inline; for Smart Printer; 1700 pieces on roll; stretchable 5 - 5.2 mm; plain; snap-on type; orange	www.wago.com/2009-145/000-012
	Item no.: 2009-145/000-023 Mini-WSB Inline; for Smart Printer; 1700 pieces on roll; stretchable 5 - 5.2 mm; plain; snap-on type; green	www.wago.com/2009-145/000-023
	Item no.: 2009-145/000-024 Mini-WSB Inline; for Smart Printer; 1700 pieces on roll; stretchable 5 - 5.2 mm; plain; snap-on type; violet	www.wago.com/2009-145/000-024
	Item no.: 248-501 Miniature WSB Quick marking system; plain; Marker width 5 mm; 10 strips with 10 markers per card	www.wago.com/248-501
	Item no.: 248-501/000-002 Mini-WSB marking card; as card; not stretchable; plain; snap-on type; yellow	www.wago.com/248-501/000-002
	Item no.: 248-501/000-005 Mini-WSB marking card; as card; not stretchable; plain; snap-on type; red	www.wago.com/248-501/000-005
	Item no.: 248-501/000-006 Mini-WSB marking card; as card; not stretchable; plain; snap-on type; blue	www.wago.com/248-501/000-006
	Item no.: 248-501/000-007 Mini-WSB marking card; as card; not stretchable; plain; snap-on type; gray	www.wago.com/248-501/000-007
	Item no.: 248-501/000-012 Mini-WSB marking card; as card; not stretchable; plain; snap-on type; orange	www.wago.com/248-501/000-012
	Item no.: 248-501/000-017 Mini-WSB marking card; as card; not stretchable; plain; snap-on type; light green	www.wago.com/248-501/000-017
	Item no.: 248-501/000-023 Mini-WSB marking card; as card; not stretchable; plain; snap-on type; green	www.wago.com/248-501/000-023
	Item no.: 248-501/000-024 Mini-WSB marking card; as card; not stretchable; plain; snap-on type; violet	www.wago.com/248-501/000-024
	Item no.: 750-103 Group marker carrier; transparent	www.wago.com/750-103
	Item no.: 750-107 Group marker carrier; transparent	www.wago.com/750-107

shield connection














Subject to changes. Please also observe the further product documentation!

	Item no.: 790-108 Shield clamping saddle; 11 mm wide; diameter of compatible conductor; 3 ... 8 mm	www.wago.com/790-108
	Item no.: 790-116 Shield clamping saddle; 19 mm wide; diameter of compatible conductor; 7 ... 16 mm	www.wago.com/790-116
	Item no.: 790-124 Shield clamping saddle; 27 mm wide; diameter of compatible conductor; 6 ... 24 mm	www.wago.com/790-124
	Item no.: 790-140 Shield clamping saddle; diameter of compatible conductor	www.wago.com/790-140
	Item no.: 790-208 Shield clamping saddle; 12.4 mm wide; 3 ... 8 mm	www.wago.com/790-208
	Item no.: 790-216 Shield clamping saddle; 21.8 mm wide; 6 ... 16 mm	www.wago.com/790-216
	Item no.: 790-220 Shield clamping saddle; 30 mm wide; 6 ... 20 mm	www.wago.com/790-220
General accessories		
	Item no.: 750-921 Bluetooth® Adapter; light gray	www.wago.com/750-921
	Item no.: 750-923 Configuration cable; USB connector; Length: 2.5 m; black	www.wago.com/750-923
	Item no.: 750-923/000-001 Configuration cable; USB connector; Length: 5 m	www.wago.com/750-923/000-001
memory card		
	Item no.: 758-879/000-001 Memory Card SD; SLC-NAND; 2 GByte; Temperature from -40 to 90 °C	www.wago.com/758-879/000-001
	Item no.: 758-879/000-2108 Memory Card SD; pSLC-NAND; 8 GB; Temperature range: -40 to 90°C	www.wago.com/758-879/000-2108
system box		
	Item no.: 850-804 IP65 enclosure; Stainless steel; WxHxD (400x123x200 mm); 4 x M20, 16 x M16, 28 x M12 cable grip	www.wago.com/850-804
	Item no.: 850-804/000-001 IP65 enclosure; Stainless steel; WxHxD (400x123x200 mm); 2 x M20, 13 x M16, 32 x M12 cable grip	www.wago.com/850-804/000-001
	Item no.: 850-805 IP65 enclosure; Stainless steel; WxHxD (600x123x200 mm); 4 x M20, 19 x M16, 67 x M12 cable grip	www.wago.com/850-805

Subject to changes. Please also observe the further product documentation!

	Item no.: 850-814/002-000 IP65 enclosure; Sheet steel (RAL 7035); WxHxD (200x120x200 mm); without flange plate	www.wago.com/850-814/002-000
	Item no.: 850-815/002-000 IP65 enclosure; Sheet steel (RAL 7035); WxHxD (300x120x200 mm); without flange plate	www.wago.com/850-815/002-000
	Item no.: 850-816/002-000 IP65 enclosure; Sheet steel (RAL 7035); WxHxD (400x120x200 mm); without flange plate	www.wago.com/850-816/002-000
	Item no.: 850-817/002-000 IP65 enclosure; Sheet steel (RAL 7035); WxHxD (600x120x200 mm); without flange plate	www.wago.com/850-817/002-000
	Item no.: 850-825 IP65 enclosure; Aluminium (RAL 7032); WxHxD (160x100x160 mm); 9 x M12, 4 x M20	www.wago.com/850-825
	Item no.: 850-826 IP65 enclosure; Aluminium (RAL 7032); WxHxD (240x100x160 mm); 4 x M20, 4 x M16, 14 x M12 cable grip	www.wago.com/850-826
	Item no.: 850-826/002-000 IP65 enclosure; Aluminium (RAL 7035); WxHxD (240x100x160 mm); 4 x M20, 4 x M16, 14 x M12 cable grip	www.wago.com/850-826/002-000
	Item no.: 850-827 IP65 enclosure; Aluminium (RAL 7032); WxHxD (320x100x160 mm); 4 x M20, 8 x M16, 17 x M12 cable grip	www.wago.com/850-827
	Item no.: 850-827/002-000 IP65 enclosure; Aluminium (RAL 7035); WxHxD (320x100x160 mm); 4 x M20, 8 x M16, 17 x M12 cable grip	www.wago.com/850-827/002-000
	Item no.: 850-828 IP65 enclosure; Aluminium (RAL 7032); WxHxD (480x100x160 mm); 4 x M20, 10 x M16, 35 x M12 cable grip	www.wago.com/850-828
	Item no.: 850-828/002-000 IP65 enclosure; Aluminium (RAL 7035); WxHxD (480x100x160 mm); 4 x M20, 10 x M16, 35 x M12 cable grip	www.wago.com/850-828/002-000
	Item no.: 850-834 IP65 enclosure; Polyester (RAL 7032); WxHxD (164x100x164 mm); 9 x M12, 4 x M20	www.wago.com/850-834
	Item no.: 850-835 IP65 enclosure; Polyester (RAL 7032); WxHxD (244x100x164 mm); 4 x M20, 4 x M16, 14 x M12 cable grip	www.wago.com/850-835
	Item no.: 850-836 IP65 enclosure; Polyester (RAL 7032); WxHxD (324x100x164 mm); 4 x M20, 8 x M16, 17 x M12 cable grip	www.wago.com/850-836
wiring and connectors		
	Item no.: 750-975 ETHERNET RJ-45 connector, IP20; ETHERNET 10/100 Mbit/s; for field assembly; light gray	www.wago.com/750-975

Subject to changes. Please also observe the further product documentation!

	Item no.: 750-977/000-011 Connector ETHERNET; RJ-45; Cat. 6A; straight; Code T568A; AWG 22	www.wago.com/750-977/000-011
	Item no.: 750-977/000-012 Connector ETHERNET; RJ-45; Cat. 6A; straight; Code T568B; AWG 22	www.wago.com/750-977/000-012
	Item no.: 750-977/000-021 Connector ETHERNET; RJ-45; Cat. 6A; straight; Code T568A; AWG 24	www.wago.com/750-977/000-021
	Item no.: 750-977/000-022 Connector ETHERNET; RJ-45; Cat. 6A; straight; Code T568B; AWG 24	www.wago.com/750-977/000-022
	Item no.: 750-978/000-011 Connector ETHERNET; RJ-45; Cat. 6A; straight; Code T568A; AWG 22; Strain relief	www.wago.com/750-978/000-011
	Item no.: 750-978/000-012 Connector ETHERNET; RJ-45; Cat. 6A; straight; Code T568B; AWG 22; Strain relief	www.wago.com/750-978/000-012
	Item no.: 750-978/000-021 Connector ETHERNET; RJ-45; Cat. 6A; straight; Code T568A; AWG 24; Strain relief	www.wago.com/750-978/000-021
	Item no.: 750-978/000-022 Connector ETHERNET; RJ-45; Cat. 6A; straight; Code T568B; AWG 24; Strain relief	www.wago.com/750-978/000-022
	Item no.: 750-979/000-011 Connector ETHERNET; RJ-45; Cat. 6A; angled; Code T568A; AWG 22; Strain relief	www.wago.com/750-979/000-011
	Item no.: 750-979/000-012 Connector ETHERNET; RJ-45; Cat. 6A; angled; Code T568B; AWG 22; Strain relief	www.wago.com/750-979/000-012
	Item no.: 750-979/000-021 Connector ETHERNET; RJ-45; Cat. 6A; angled; Code T568A; AWG 24; Strain relief	www.wago.com/750-979/000-021
	Item no.: 750-979/000-022 Connector ETHERNET; RJ-45; Cat. 6A; angled; Code T568B; AWG 24; Strain relief	www.wago.com/750-979/000-022
software		
	Item no.: 759-333 WAGO-I/O-PRO	www.wago.com/759-333

Subject to changes. Please also observe the further product documentation!



Item no.: 759-333/000-923
WAGO-I/O-PRO; USB-Set

www.wago.com/759-333/000-923



Item no.: 759-911
WAGO-I/O-PRO; CD

www.wago.com/759-911

Downloads

Documentation

Manual

Configure IEC 61850 with Telecontrol Configurator and e!COCKPIT	V 1.0.0 13. 11. 2020	pdf 2.4 MB	Download
WAGO MODBUS Master Configurator for configuration of MODBUS networks in WAGO-I/O-PRO (CODESYS)	V 1.1.0	pdf 1.8 MB	Download
Cyber Security for Controller PFC100 / PFC200	V 1.2.0	pdf 8.3 MB	Download
Configure DNP3 with Telecontrol Configurator and e!COCKPIT	V 1.0.0 13. 11. 2020	pdf 5.0 MB	Download
Manual WAGO Gateway Application The WAGO Gateway Application for the WAGO 750-8212 PFC200 2nd Generation enables communication between different bus and/or communication systems and shortens the integration time. The user-friendly web interface allows the user to exchange information and measured values between different systems. The pre-configured application shortens startup times, especially in building technology. The WAGO Gateway Application currently enables communication with Modbus RTU, Modbus IP (TCP/UDP) and KNX-TP devices. Every conceivable combination is possible.	1.0.0.0 11. 11. 2019	pdf 8.6 MB	Download
e!RUNTIME EtherCAT® Master	V 1.1.1 17. 12. 2019	pdf 879.5 kB	Download
Configure IEC 60870 with Telecontrol Configurator and e!COCKPIT	V 1.0.0 13. 11. 2020	pdf 6.5 MB	Download
PFC200 G2 2ETH RS Tele T	V 1.5.0 10. 12. 2020	pdf 7.2 MB	Download

Subject to changes. Please also observe the further product documentation!



Controller PFC200; 2nd Generation; 2 x ETHERNET, RS-232/-485; Telecontrol technology; Ext. Temperature

Dokumentation Grid Gateway Mithilfe der Applikation "Grid Gateway" können die Messwerte der Mittelspannung, des Transformators, der Niederspannungsabgänge, Stellungsmeldungen und Temperaturen von der Ortsnetzstation an die Netzleittechnik übermittelt werden. Die Kommunikation erfolgt über das Protokoll IEC60870-5-104. Befehle und Sollwerte lassen sich ebenfalls empfangen und verarbeiten. Externe Messtechnik wie Kurzschluss-Erdschlussrichtungsanzeiger lassen sich über Modbus RTU parametrieren. Die gesamte Parametrierung kann bei Bedarf auf weitere Stationen übertragen werden. Eine Messdatensimulation ermöglicht es, neue Ortsnetzstationen schon beim Stationsbauer an der Netzleittechnik in Betrieb zu nehmen, ohne dass die Feldseite angeschlossen ist.	1.0.0.0 18. 2. 2021	pdf 7.5 MB	Download
--	------------------------	---------------	----------

Systemhandbuch WAGO I/O System 750 / 753 Dezentrale Automatisierungstechnik	V 3.0.0 4. 3. 2021	pdf 6.6 MB	Download
--	-----------------------	---------------	----------

Bid Text

750-8212/025-001 X81 - Datei	19. 2. 2019	xml 10.0 kB	Download
---------------------------------	-------------	----------------	----------

750-8212/025-001 docx - Datei	21. 11. 2018	docx 22.6 kB	Download
----------------------------------	--------------	-----------------	----------

Tutorial

Set IP address with Ethernet Settings In this video we are demonstrating how you can set a IP address with Ethernet Settings. Content: 00:27 – Chapter #1 Download and install software; 00:56 – Chapter #2 Open Ethernet Settings; 01:10 – Chapter #3 Establish serial Connection; 01:34 – Chapter #4 Set IP address; 02:10 – Chapter #5 Check IP address	3.0 18. 12. 2017	mp4 88.3 MB	Download
---	---------------------	----------------	----------

Establish connection to a controller using SSH In this video we are demonstrating how to establish a SSH connection with a controller using for example PuTTY to be able to work with the LINUX console. Contents: 0:21 Download and install the SSH client; 0:40 Establish the SSH connection; 0:50 Log on to the Controller	1.0 5. 8. 2017	mp4 29.0 MB	Download
--	-------------------	----------------	----------

WAGO IEC 61400-25 solution (Windmill)	1.0	wmv	Download
---------------------------------------	-----	-----	----------

Subject to changes. Please also observe the further product documentation!

WAGO Kontakttechnik GmbH & Co. KG
Hansastr. 27
32423 Minden
Phone: +49571 887-0 | Fax: +49571 887-169
Email: info.de@wago.com | Web: www.wago.com

Do you have any questions about our products?
We are always happy to take your call at +49 (571) 887-44222.



	1. 6. 2012	20.4 MB	
Tutorial WAGO IEC 61850 / 61400 solution	1.0 1. 6. 2012	wmv 45.4 MB	Download
WAGO IEC 61850 solution (Transformer)	1.0 1. 6. 2012	wmv 20.0 MB	Download

Additional Information

Disposal; Electrical and electronic equipment, Packaging	V 1.0.0	pdf 265.8 kB	Download
e!RUNTIME EtherCAT® Master	V 1.1.1 17. 12. 2019	pdf 879.5 kB	Download
WAGO OPC UA Server	V 1.1.0 28. 1. 2021	pdf 1.2 MB	Download

System Description

Controller PFC100/200, General Product Information		pdf 591.2 kB	Download
Overview on WAGO-I/O-SYSTEM 750 approvals		pdf 780.2 kB	Download

Application Notes

Application Note CoDeSys 2.3

GRUNDFOS GENIbus interface, application note This application note describes how communication between the WAGO-I/O-SYSTEM and the Grundfos MAGNA series circulation pumps can be performed via GENIbus interface.	20.03.2017 20. 3. 2017	zip 286.6 kB	Download
Application Note Scheduler_03.lib This application note describes different applications of the Scheduler_03.lib library.	20.05.2011 20. 5. 2011	zip 1.8 MB	Download
Application Note Library ModuleAccess_01 These instructions describe the use of the ModuleAccess_01.lib library using 4 examples.	05.01.2016 29. 1. 2016	zip 1.0 MB	Download
Connection of a Thermokon Thanos SR L MODBUS room control unit to the WAGO-I/O-SYSTEM	02.05.2013 13. 5. 2013	zip 313.2 kB	Download

Subject to changes. Please also observe the further product documentation!



The fundamental method of setting up communication between the WAGO I/O System and the Thanos SR L MODBUS room operating panel from Thermokon is described in this application note.

Application Note for the 750-494 3-Phase Power Measurement Module	24.01.2014	zip	Download
The application note for the 3-Phase Power Measurement Module 750-494 shows how the measured values of the power measurement module can be read. It is also shown how the power module can be configured using the WAGO-I/O-PRO- V2.3 visualization tool.	11. 11. 2014	1.7 MB	

Application Note for the 750-495 3-Phase Power Measurement Module	24.01.2014	zip	Download
The application note for the 3-Phase Power Measurement Module 750-495 shows how the measured values of the power measurement module can be read. It is also shown how the power module can be configured using the WAGO-I/O-PRO- V2.3 visualization tool.	24. 1. 2014	1.8 MB	

Connection of DMX devices to the WAGO-I/O-SYSTEM via the ArtNet-DMX STAGE-PROFI 1.1	11.01.2013	zip	Download
This application note describes connecting the ArtNet-DMX STAGE-PROFI 1.1 to the WAGO-I/O-SYSTEM. The ArtNet-DMX STAGE-PROFI 1.1 can be operated as a DMX master and a DMX slave.	11. 1. 2013	1.5 MB	

Application note: DALI 753-647 Configuration Interface	V1.0.2	zip	Download
This application note describes the WAGO DALI Configurator, the integration of the DALI visualization for configuring various sensor types and the implementation in a program.	29. 4. 2019	3.1 MB	

Application Note: DMX_02	26.04.2017	zip	Download
This application note describes how a DMX master for DMX device control can be performed via 750-652 serial interface.	26. 4. 2017	751.0 kB	

Application Note: MpBus_03 Library	2020-08-14	zip	Download
This Application Note explains how a WAGO fieldbus controller sets up communication to the MP-bus actuators via the MP-bus master module (750-643).	14. 8. 2020	526.0 kB	

HART Tool Routing via ETHERNET with 750-820x/750-88x and CODESYS 2.3 (a116120)	1.0.0	pdf	Download
This application note describes how to set up asset management systems, which facilitate simple, efficient configuration of HART field devices. With the Cerabar PMC51 (Endress+Hauser) as an example, a connection is established from any HART sensor to a WAGO PROFIBUS Controller and a WAGO ETHERNET Fieldbus Coupler. The configuration is made with the asset management software WAGOframe, PACTware und FieldCare.	22. 3. 2019	3.9 MB	

Connection of Thermokon Multi-function room control units WRF 08	10.04.2019	zip	Download
	10. 4. 2019	876.4 kB	

Subject to changes. Please also observe the further product documentation!



The fundamental way of carrying out the communication between the WAGO I/O System and the multi-function room operating panel (WRF08 RS485 Modbus) from Thermokon is described in this application note.

Application Note Library WagoDatalogger_02 This application note describes the use of the WagoDatalogger_02.lib library. Up to 80 analog or digital signals can be recorded.	2020-05-20 20. 5. 2020	zip 1.3 MB	Download
---	---------------------------	---------------	----------

Application Note: EnOcean_06 Library This application note describes how communication between the WAGO-I/O-SYSTEM and different EnOcean wireless sensors can be implemented using the EnOcean_06.lib library.	30.11.2016 30. 11. 2016	zip 842.0 kB	Download
---	----------------------------	-----------------	----------

HVAC System Macros WAGO provides system macros for HVAC applications that are based on Building_HVAC_03.lib.	10.03.2017 15. 3. 2019	zip 13.6 MB	Download
---	---------------------------	----------------	----------

Application note Cloud Connectivity This application note explains how the WAGO controllers PFC100 and PFC200 can communicate with cloud services like Microsoft Azure (WAGO Cloud), Amazon AWS and IBM Bluemix. Data could be send to the cloud and commands could receive from the cloud. The libraries WagoLibCloud for WAGO-I/O-PRO V2.3 and WagoAppCloud for e!COCKPIT are used.	2019-09-17 17. 9. 2019	zip 4.1 MB	Download
--	---------------------------	---------------	----------

Application Note PowerMeasurement_03 Library This application note describes how current, voltage, effective power, power factor and energy consumption can be measured using 3-phase power measurement modules (750-493).	19.01.2011 19. 3. 2012	zip 954.5 kB	Download
---	---------------------------	-----------------	----------

HLK-Anlagenmakros für TRIC In dieser Zip-Datei finden Sie Vorlagen und Makros für die Planungssoftware TRIC. TRIC ist ein Werkzeug für Planer und Errichter von HLK-Anlagen, das den Richtlinien der VOB, VDI und DIN EN ISO entspricht.	2015-07-10 10. 7. 2015	zip 76.8 MB	Download
---	---------------------------	----------------	----------

Using the web visualization with Java™ runtime environment (JRE, JVM) 7 update 51 (7u51) (a500690) Oracle announced an update (7u51) for their Java™ runtime environment for the 14th of January 2014 which might have an impact on the use of the WAGO web visualization with Controller, PERSPECTO CP devices and WAGO-IO-IPCs. For more details please have a look into our application note.	V1.2.4 26. 2. 2019	zip 5.0 MB	Download
---	-----------------------	---------------	----------

Anbindung der HKW-Elektronik Wetterprognose-Station WS-K xx T ModBus Dieser Anwendungshinweis beschreibt, wie die Kommunikation zwischen dem WAGO-I/O-System und einer HKW-Elektronik Wetterprognose-Station Kompakt realisiert werden kann.	V 1.1 7. 7. 2017	zip 781.1 kB	Download
---	---------------------	-----------------	----------

Application note for installing a MySQL-Server on a PFC-Controller
Subject to changes. Please also observe the further product documentation!



This Application Note explains how a MySQL-Server can be set up and used on a PFC 200. The Application shows how measurement values of the 3-Phase Power Measurement Module can be written into a database.	V 1.0.4 16. 5. 2019	zip 4.5 MB	Download
Anwendungshinweis für die Steuerung eines Iigus robotlink Der Anwendungshinweis beschreibt anhand einer Demoapplikation die Steuerung eines Iigus robotlink® Roboterarms mit sechs Achsen. Als Steuerung wird ein Wago PFC200 (Art.-Nr. 750-8202) verwendet.	12.11.2015 12. 11. 2015	zip 1.3 MB	Download
Application Note Weather Station Elsner P03 Modbus This application note describes how communication can be set up between the WAGO I/O System and the ELSNER P03/3 weather station with a Modbus interface.	01.12.2011 28. 10. 2011	zip 275.6 kB	Download
Application Note Connecting with an iPod Touch This Application Note explains the basic procedures for access to the WAGO Ethernet Controller 750-8xx or the WAGO Ethernet Coupler 750-3xx using an iPod Touch.	30.03.2011 28. 10. 2011	zip 439.1 kB	Download
Connection of Thermokon Multi-function room control units WRF 06 The fundamental method of setting up communication between the WAGO I/O System and the multi-function room operating panel (WRF06 RS485 Modbus) from Thermokon is described in this application note.	10.04.2019 8. 4. 2016	zip 845.9 kB	Download
Application Note Data Plotter The Data Plotter is a Web application that can be used as a visualization tool for the data logger in CODESYS V2.3 and e!COCKPIT. It allows the user to graphically display data captured by the data logger library (WAGO_Datalogger_02.lib for CODESYS V2.3 and WagoAppDatalogger for e!COCKPIT from V1.2.100.6023).	2020-09-17 17. 9. 2020	zip 6.7 MB	Download
Application Note e!COCKPIT			
eCOCKPIT application note installation MySQL-Server This Application Note explains how a MySQL-Server can be set up and used on a PFC 200. The Application shows how measurement values of the 3-Phase Power Measurement Module can be written into a database.	2019-09-09 9. 9. 2019	pdf 1.9 MB	Download
HART Tool Routing via ETHERNET with 750-820x and e!RUNTIME (a116130) This application note describes how to set up asset management systems, which facilitate simple, efficient configuration of HART field devices. With the Cerabar PMC51 (Endress+Hauser) as an example, a connection is established from any HART sensor to a WAGO PROFIBUS Controller and a WAGO ETHERNET fieldbus coupler. The configuration is made with the asset management software WAGOframe, PACTware und FieldCare.	1.0.0 22. 3. 2019	pdf 2.9 MB	Download
e!COCKPIT application note WagoAppCloud	2020-11-27 27. 11. 2020	zip 2.8 MB	Download

Subject to changes. Please also observe the further product documentation!



This application note explains how the WAGO controllers PFC100 and PFC200 can communicate with cloud services like Microsoft Azure (WAGO Cloud), Amazon AWS and IBM Bluemix. Data could be send to the cloud and commands could receive from the cloud. The libraries WagoLibCloud for WAGO-I/O-PRO V2.3 and WagoAppCloud for e!COCKPIT are used.

e!COCKPIT Anwendungshinweis WagoAppPowerPlantControl (a2019015) In diesem Anwendungshinweis werden die Beispielprojekte zur Bibliothek „WagoAppPowerPlantControl“ vorgestellt. An Hand dieser Projekte soll die Funktionsweise des EZA-Reglers vorgestellt werden und der Einstieg in eigene Projekte erleichtert werden.	1.0.0 27. 11. 2020	pdf 1.3 MB	Download
--	-----------------------	---------------	----------

SNMP Communication (a500850) This application note explains how the WAGO controllers PFC100 andPFC200 can communicate via SNMP: Sending traps / inform notifications, creating an MIB and using the controller as an SNMP agent. To do so, the SNMP-specific libraries for WAGO-I/O-PRO V2.3 and e!COCKPIT are used.	V1.1.0 20. 2. 2020	zip 3.8 MB	Download
---	-----------------------	---------------	----------

Application Note Data Plotter The Data Plotter is a Web application that can be used as a visualization tool for the data logger in CODESYS V2.3 and e!COCKPIT. It allows the user to graphically display data captured by the data logger library (WAGO_Datalogger_02.lib for CODESYS V2.3 and WagoAppDatalogger for e!COCKPIT from V1.2.100.6023).	2020-09-17 17. 9. 2020	zip 6.7 MB	Download
---	---------------------------	---------------	----------

e!COCKPIT Anwendungshinweis WagoAppRTU_Slaves Die Bibliothek WagoAppRTU_Slaves bietet einfache Bausteine zur Verwendung mit bestimmten Stromnetz-Betreibern. Mit ihrer Hilfe können kleine Kundenanlagen der Energieversorgung richtlinienkonform über IEC 60870-5-101 oder IEC 60870-5-104 mit dem übergeordneten Netzbetreiber-Anlagen kommunizieren.	1.0.0 18. 1. 2021	pdf 736.4 kB	Download
--	----------------------	-----------------	----------

Libraries

Library

WAGO_Datalogger_02.lib The FbDatalogger function block logs entries from up to 80 channels at an interval of min. one second in a CSV file.	2.7 20. 5. 2020	zip 678.8 kB	Download
--	--------------------	-----------------	----------

WagoLibLed This library contains function blocks that can be used for control and querying of the user LEDs and for querying of the status LEDs. Depending on the device design, not all of the user or status LEDs may be provided.	1.0.0	pdf 516.5 kB	Download
---	-------	-----------------	----------

WagoConfigToolLIB	1.0.0 8. 10. 2013	pdf 349.1 kB	Download
-------------------	----------------------	-----------------	----------

Subject to changes. Please also observe the further product documentation!



The library WagoConfigToolLIB.lib library provides function blocks for accessing the device configuration (e.g., network settings, data and time, ongoing services).

Library WagoLibCloud_02.lib	V2.2.4	zip	Download
Die Bibliothek dient zur Kommunikation des WAGO Controller PFC100 und PFC200 mit Cloud Diensten wie Microsoft Azure (WAGO Cloud), Amazon AWS and IBM Bluemix. Daten können zur Cloud gesendet und Kommandos von der Cloud empfangen werden.	21. 1. 2020	57.6 kB	

ModuleAccess_01.lib	1.8.7	zip	Download
The ModuleAccess_01 library provides both module configuration and access to its process data within a CoDeSys project without the use of WAGO I/O Check.	27. 1. 2020	2.2 MB	

Engineering-Software

e!COCKPIT

e!COCKPIT	V 1.8	ZIP	Download
Register at no cost and test our engineering software for 30 days.	2. 12. 2020	3.0 GB	

WAGO Telecontrol Configurator

WAGO Telecontrol Configurator	1.2.15.1	ZIP	Download
The WAGO Telecontrol Configurator is an stand-alone software for easy configuration and commissioning of WAGO controllers for telecontrol technology.	9. 12. 2020	107.0 MB	

Without the help of additional software, this configurator can be used alone to configure communication between WAGO-I/O-SYSTEM controllers and a DNP3 and IEC 60870-5-101/104 control system. Data from digital and analog input modules, as well as the 3-phase power measurement modules can be sent to the control system. The control system can send commands and setpoints to the digital and analog output modules. The telecontrol configurator cannot further process the data in the decentralized controller. WAGO provides the *e!COCKPIT* automation software for programming a decentralized automation task. The telecontrol configurators for DNP3 and IEC 60870-5-101/104 are integrated in the same way in *e!COCKPIT*.

Configuration and Commissioning Software

WAGO-IO-PRO Demo-Version (759-912) / Serie 750, 758 und 762	2.3.9.61	zip	Download
	3. 7. 2015	372.0 MB	

Runtime Software

Linux® Toolchain

Linux® Board Support Package (BSP)	2018.2.8.FW(11)35	TXT	Download
With the PFC BSP, WAGO offers Linux® enthusiasts the opportunity to compile the PFC firmware themselves, and to expand it according to their own wishes.	27. 8. 2018	14.1 kB	

Subject to changes. Please also observe the further product documentation!

WAGO Kontakttechnik GmbH & Co. KG
 Hansastr. 27
 32423 Minden
 Phone: +49571 887-0 | Fax: +49571 887-169
 Email: info.de@wago.com | Web: www.wago.com

Do you have any questions about our products?
 We are always happy to take your call at +49 (571) 887-44222.



The WAGO PFC BSP includes a Pengutronix build environment, optimized for the PFC, and the OSELAS Toolchain, which open up the following possibilities, among others:

- Expanding the firmware functions using open source packages like: Python, SQLite3, PHP, etc.
- Compiling their own C/C++ applications with direct or indirect bus access to the local bus, CANopen, or PROFIBUS.
- Compiling external libraries using CODESYS V2 to expand the PLC applications.
- There are detailed instructions for many of these tasks and ideas (see How To's).

IoT/ Cloud

"Remote Access" Beta Software

"Remote Access" Beta Software Register for the beta version of "Remote Access" for the WAGO Cloud.	V 0.11.0.0 1. 12. 2020	ZIP 2.1 MB	Download
---	---------------------------	---------------	----------

CAD/CAE-Data

CAE data

EPLAN Data Portal 750-8212/025-001		URL	Download
ZUKEN Portal 750-8212/025-001		URL	Download

CAD data

2D/3D Models 750-8212/025-001		URL	Download
-------------------------------	--	-----	----------

Environmental Product Compliance

Compliance Search

Environmental Product Compliance 750-8212/025-001 Controller PFC200; 2nd Generation; 2 x ETHERNET, RS-232/-485; Telecontrol technology; Ext. Temperature		URL	Download
---	--	-----	----------

Installation Notes

Subject to changes. Please also observe the further product documentation!

WAGO Kontakttechnik GmbH & Co. KG
 Hansastr. 27
 32423 Minden
 Phone: +49571 887-0 | Fax: +49571 887-169
 Email: info.de@wago.com | Web: www.wago.com

Do you have any questions about our products?
 We are always happy to take your call at +49 (571) 887-44222.



Product family

Controller 750

[Show all products from the family](#)

Subject to changes. Please also observe the further product documentation!

WAGO Kontakttechnik GmbH & Co. KG
Hansastr. 27
32423 Minden
Phone: +49571 887-0 | Fax: +49571 887-169
Email: info.de@wago.com | Web: www.wago.com

Do you have any questions about our products?
We are always happy to take your call at +49 (571) 887-44222.