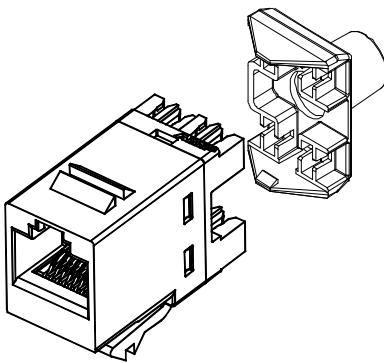
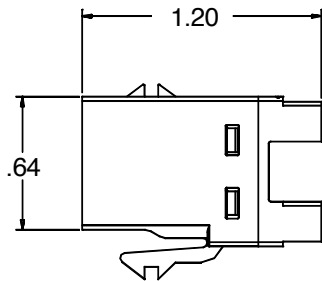
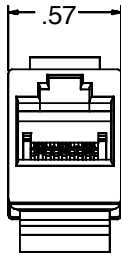


Category 6 SL Series Modular Jacks

1375055-X, 1375187-X, 1375188-1



TE Connectivity's Category 6 SL series modular jacks exceed ANSI/TIA-568-C.2 and ISO/IEC 11801 component requirements and Category 6/Class E system performance. TE's Category 6 System complies with all of the performance requirements for current and proposed applications such as Gigabit Ethernet (1000BASE-TX), 10 and 1 OOBASE-TX, token ring, 155 Mbps ATM, 100 Mbps TP-PMD, ISDN, analog and digital video, and analog and digital voice (VoIP).

TE's Category 6 SL Series Modular Jacks have a slim profile and are compatible with SL Series and 110Connect faceplates. Universal wiring labels permit termination to either T568A or T568B wiring patterns. Modular jacks are available in shielded and unshielded options. The unshielded jacks offer an optional integral dust cover. Unshielded jacks allow cables to be dressed at either 180° (rear) or 90° (either side) for added flexibility. Patented bend-limiting strain relief may also be used to reduce stress on cable at point of termination and is included with each unshielded modular jack. SL Series Modular Jacks are available in almond, black, gray, orange, blue, red, yellow, green, violet, electrical ivory and alpine white (see part number table for color samples).

SPECIFICATION (TEXT IN BRACKETS [] REQUIRES A CHOICE)

Modular jacks shall be unkeyed, [unshielded or shielded], 4-pair, RJ-45, and shall fit in a .790" X .582" opening. Modular jacks shall terminate using 110-style pc board connectors, color-coded for both T568A and T568B wiring. Each modular jack shall be wired to [T568A or T568B]. The 110-style insulation displacement connectors shall be capable of terminating 22-24 AWG solid or 24 - 26 AWG stranded conductors. The insulation displacement contacts shall be paired, with additional space between pairs, to improve crosstalk performance. Modular jacks shall utilize a secondary PC board, separate from the signal path, for crosstalk compensation. Each modular jack shall meet the [ANSI/TIA-568-C.2 and ISO/IEC 11801 component requirements and Category 6/Class E system] performance standards and the requirements listed in the following table.

[Include Performance Characteristics table from page 2]

Modular Jacks shall be compatible with TE SL Series termination tool part number 1725150-1. Each unshielded modular jack shall be provided with a bend-limiting strain relief. The strain relief shall provide cylindrical support to limit the bend radius at the point of termination. [Each jack shall incorporate an integral, hinged dust cover]. Modular jacks shall be UL listed under file number E81956. Modular jacks shall be TE part number [1375055-X, 1375187-X or 1375188-1 (X denotes color, see part number table)] and be [almond, black, gray, orange, blue, red, yellow, green, violet, electrical ivory or alpine white] in color.

Category 6 SL Series 110Connect Modular Jacks

1375055-X, 1375187-X, 1375188-1

Worst-Case Performance Characteristics (exceed EIA/TIA and ISO/IEC Category 6/Class E requirements)

Frequency MHz	Insertion Loss (dB)		Return Loss (dB)		NEXT (dB)		FEXT (dB)	
	Category 6 Standard	Max	Category 6 Standard	Min	Category 6 Standard	Min	Category 6 Standard	Min
1	0.10	0.02	30	52.4	75.0	84.8	75.0	83.7
4	0.10	0.02	30	53.7	75.0	80.3	71.1	74.8
8	0.10	0.02	30	55.3	75.0	77.4	65.0	69.4
10	0.10	0.03	30	56.1	74.0	76.4	63.1	67.5
16	0.10	0.03	30	57.6	69.9	72.0	59.0	62.9
20	0.10	0.04	30	59.3	68.0	71.9	57.1	61.7
25	0.10	0.04	30	59.4	66.0	69.1	55.1	59.8
31.25	0.11	0.05	30	56.8	64.1	67.7	53.2	58.2
62.5	0.16	0.06	28	42.3	58.1	61.5	47.2	52.6
100	0.20	0.06	24	33.2	54.0	57.7	43.1	48.7
200	0.28	0.06	18	21.2	48.0	52.5	37.1	42.2
250	0.32	0.10	16	17.4	46.0	47.9	35.1	40.1

SPECIFICATIONS

Materials

Modular Jack Housing: Polycarbonate, 94V-0 rated

110 Connecting Blocks: Polycarbonate, 94V-0 rated

Contacts: Beryllium copper, plated with 1.27µm [50µin] thick gold in localized area and 3.81µm [150µin] minimum thick matte tin in solder area over 1.27 µm [50 µin] minimum thick nickel underplate

Insulation Displacement Contacts: Phosphorous bronze, plated with 3.81µm [150µin] minimum thick matte tin-lead over 1.27µm [50µin] minimum thick nickel underplate

Integral Dust Cover: Polycarbonate

Shield: Copper zinc alloy 260, pre-plated with bright nickel

Strain Relief: Polycarbonate

Electrical Characteristics

Modular Jack: 750 mating cycles

110 Contacts: 200 terminations

Pull Force: 20lbs (89N)

Voltage: 150VAC max.

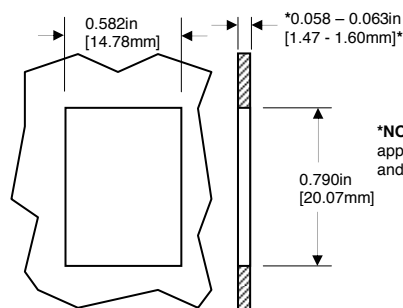
Operating Temperature: -40° - 70°C (-40° - 158°F)

Packaging

Modular Jack: 1 per bag, 25 per carton

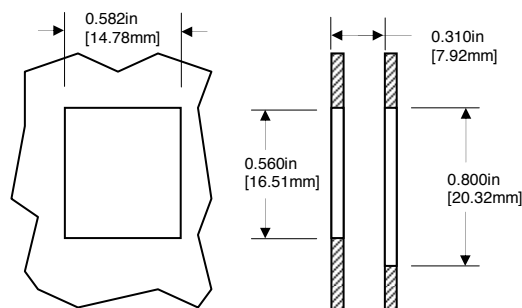
Strain Relief: 1 per bag

Approvals: UL Listed, file number E81956, CSA



Single Panel Cutout

*NOTE: Panel thickness is applicable to both Single Panel and Flush Mount Cutout Styles.



Suggested Flush Mount Panel Application Cutout

Category 6 SL Series 110Connect Modular Jacks

1375055-X, 1375187-X, 1375188-1

ORDERING INFORMATION

Product Description	Wiring Pattern		Part Number
Category 6 SL Series 110 Connect Modular Jacks	T568A/T568B	Unshielded	1375055-X
		With Dust Cover	1375187-X
		Shielded	180° (Rear) Entry Shield 1375188-1*

X denotes color: -1 = Almond, -2 = Black, -4 = Gray, -5 = Orange, -6 = Blue, -7 = Red, -8 = Yellow, -9 = Green,
1--0 = Violet, 1- -1 = Electrical Ivory, 1--3 = Alpine White,

*NOTE: Shielded modular jacks are available in black only and do not accept strain relief.

DATA SHEET



Contact us:
Greensboro, NC
USA 27409-8420
Tel: 1-800-553-0938
Fax: 1-717-986-7406

www.te.com/EnterpriseNetworks

TE Connectivity, TE connectivity (logo), Tyco Electronics, TE (logo), and AMP NETCONNECT are trademarks of the TE Connectivity Ltd. family of companies and its licensors. All other logos, products and/or company names referred to herein might be trademarks of their respective owners.

The information given herein, including drawings, illustrations and schematics which are intended for illustration purposes only, is believed to be reliable. However, TE Connectivity makes no warranties as to its accuracy or completeness and disclaims any liability in connection with its use. TE Connectivity's obligations shall only be as set forth in TE Connectivity's Standard Terms and Conditions of Sale for this product and in no case will TE Connectivity be liable for any incidental, indirect or consequential damages arising out of the sale, resale, use or misuse of the product. Users of TE Connectivity products should make their own evaluation to determine the suitability of each such product for the specific application.

Tyco Electronics Corporation, a TE Connectivity Ltd. Company. All Rights Reserved.

318060AE (04081) 11/13 Revision © 2013, 2008