



595EW

Product no.: 595EW

Side cutter, same as 595E, with optional safety device "wire catcher"























The jaws of the cutter have straight edges and taper to a point. This head shape allows access to difficult to reach areas but reduces the cutting capacity in comparison to the same size oval head cutter.



source images

The Perfect Cut - Strong, sharp and precise, every time

The Weller Erem Series 500 Micro is a full range of medium sized, robust, precision cutters with a wide range of head shapes. The cutters are manufactured from high grade tool steel. The cutting edges are hardened to Rockwell 63-65 HRC. The precision cutters have a nonreflecting surface, are ESD safe and resharpenable.

Type	Type of Cut	Cutting Capacity
Series 500 Medium <div> mm 0,03 0,1 0,2 0,3 0,4 0,5 0,6 0,7 0,8 0,9 1,0 1,1 1,2 1,3 1,4 1,5 1,6 1,7 1,8 1,9 2,0 inch .001 .003 .007 .011 .015 .019 .023 .027 .031 .035 .039 .043 .047 .051 .055 .059 .062 .066 .070 .074 .078 </div>		
	512N Semi Flush	
	512E Semi Flush	
	599T Semi Flush / Carbide	
	522N Flush	
	599E Flush	
	532N Super Full Flush	
	576TX1 Flush / Carbide	
	503E Flush	
	503ETST 30° Flush / Carbide	
	504AE Flush	
	555E 35° Flush	
	572E 40° Flush	
	582E 45° Flush	
	593AE 30° Flush	
	575E 45° Flush	
	592E Flush	
	792E Super Full Flush	
	576TX Flush / Carbide	
	570E Flush	
	573E Flush	for vertical tip cutting



Swiss
Made



PRECISION
TOOLS



Technical Data

Length mm	115
Length of cutting edges mm	12
Head width mm	11
Head thickness mm	6
Head length mm	19
Max. cutting capability – hard wire mm	---
Weight in oz	2.335
Length of cutting edges Inches	0.472
Head width Inches	0.433
Head thickness Inches	0.236
Head length Inches	0.748
ESD-safe	on
Cut	Flush
Max. cutting capability – medium hardness mm	Ø 1,0
Max. cutting capability – copper wire mm	Ø 1,3
Length inches	4.528
Weight in g	66.2
Erem applications	Microelectronic