

PCB terminal block - FFKDSA1/V1-7,62 - 1790490

Please be informed that the data shown in this PDF Document is generated from our Online Catalog. Please find the complete data in the user's documentation. Our General Terms of Use for Downloads are valid (<http://phoenixcontact.com/download>)



PCB terminal block, nominal current: 17.5 A, nom. voltage: 630 V, pitch: 7.62 mm, number of positions: 1, connection method: Push-in spring connection, mounting: Wave soldering, conductor/PCB connection direction: 90 °, color: green. End terminal block for terminating custom-grouped blocks.

Your advantages

- ✓ Time saving push-in connection, tools not required
- ✓ Defined contact force ensures that contact remains stable over the long term
- ✓ Intuitive use through colour coded actuation lever
- ✓ Operation and conductor connection from one direction enable integration into front of device
- ✓ Two solder pins reduce the mechanical strain on the soldering spots
- ✓ The latching on the side enables various numbers of positions to be combined
- ✓ Vertical connection enables multi-row arrangement on the PCB



Key Commercial Data

Packing unit	1 pc
GTIN	
GTIN	4017918044367
Weight per Piece (excluding packing)	1.360 g
Custom tariff number	85369010
Country of origin	Germany

Technical data

Dimensions

Length [l]	12.75 mm
Pitch	7.62 mm
Width [w]	7.62 mm

PCB terminal block - FFKDSA1/V1-7,62 - 1790490

Technical data

Dimensions

Height	13.65 mm
Height [h]	17 mm
Solder pin [P]	3.4 mm
Pin spacing	7.62 mm
Hole diameter	1.3 mm

General

Range of articles	FFKDS(A)/V1
Insulating material group	I
Rated surge voltage (III/3)	6 kV
Rated surge voltage (III/2)	6 kV
Rated surge voltage (II/2)	6 kV
Rated voltage (III/3)	500 V
Rated voltage (III/2)	630 V
Rated voltage (II/2)	1000 V
Connection in acc. with standard	EN-VDE
Nominal current I_N	17.5 A
Nominal cross section	1.5 mm ²
Maximum load current	15 A (with 1.5 mm ² conductor cross section)
Insulating material	PA
Flammability rating according to UL 94	V0
Stripping length	10 mm
Number of positions	1

Connection data

Conductor cross section solid min.	0.2 mm ²
Conductor cross section solid max.	1.5 mm ²
Conductor cross section flexible min.	0.2 mm ²
Conductor cross section flexible max.	1.5 mm ²
Conductor cross section flexible, with ferrule without plastic sleeve min.	0.25 mm ²
Conductor cross section flexible, with ferrule without plastic sleeve max.	0.75 mm ²
Conductor cross section flexible, with ferrule with plastic sleeve min.	0.25 mm ²
Conductor cross section flexible, with ferrule with plastic sleeve max.	0.75 mm ²
Conductor cross section AWG min.	24
Conductor cross section AWG max.	16

Standards and Regulations

Connection in acc. with standard	EN-VDE
	CUL

PCB terminal block - FFKDSA1/V1-7,62 - 1790490

Technical data

Standards and Regulations

Flammability rating according to UL 94	V0
--	----

Environmental Product Compliance

China RoHS	Environmentally friendly use period: unlimited = EFUP-e
	No hazardous substances above threshold values

Classifications

eCl@ss

eCl@ss 4.0	27141109
eCl@ss 4.1	27141109
eCl@ss 5.0	27141190
eCl@ss 5.1	27261100
eCl@ss 6.0	27261100
eCl@ss 7.0	27440401
eCl@ss 8.0	27440401
eCl@ss 9.0	27440401

ETIM

ETIM 3.0	EC001121
ETIM 4.0	EC002643
ETIM 5.0	EC002643
ETIM 6.0	EC002643

UNSPSC

UNSPSC 6.01	30211801
UNSPSC 7.0901	39121432
UNSPSC 11	39121432
UNSPSC 12.01	39121432
UNSPSC 13.2	39121432

Approvals

Approvals

Approvals

CCA / KEMA-KEUR / IECCE CB Scheme / EAC / cULus Recognized


PCB terminal block - FFKDSA1/V1-7,62 - 1790490


Approvals

Ex Approvals


Approval details

CCA	NTR NL-7074
Nominal voltage UN	500 V
mm ² /AWG/kcmil	1.5

KEMA-KEUR		http://www.dekra-certification.com	2160724.01
Nominal voltage UN	500 V		
mm ² /AWG/kcmil	1.5		

IECEE CB Scheme		http://www.iecee.org/	NL-25836
Nominal voltage UN	500 V		
mm ² /AWG/kcmil	1.5		

EAC		B.01742
-----	---	---------

cULus Recognized		http://database.ul.com/cgi-bin/XYV/template/LISEXT/1FRAME/index.htm	E60425-19870330
	D	B	
Nominal voltage UN	300 V	300 V	
Nominal current IN	10 A	10 A	
mm ² /AWG/kcmil	22-16	22-16	

Accessories

Accessories

Labeled terminal marker

PCB terminal block - FFKDSA1/V1-7,62 - 1790490

Accessories

Marker card - SK 7,62/5:FORTL.ZAHLEN - 0804552



Marker card, Card, white, labeled, Horizontal: consecutive numbers 1 ... 10, 11 ... 20, etc. up to 91 ... 100, mounting type: adhesive, for terminal block width: 7.62 mm, lettering field size: 7.62 x 5 mm

Screwdriver tools

Screwdriver - SZF 1-0,6X3,5 - 1204517



Actuation tool, for ST terminal blocks, also suitable for use as a bladed screwdriver, size: 0.6 x 3.5 x 100 mm, 2-component grip, with non-slip grip

Additional products

PCB terminal block - FFKDS/V1-5,08 - 1790319



PCB terminal block, nominal current: 15 A, nom. voltage: 320 V, pitch: 5.08 mm, number of positions: 1, connection method: Push-in spring connection, mounting: Wave soldering, conductor/PCB connection direction: 90 °, color: green. Single module for the custom grouping of different numbers of positions. An end terminal block is also needed to terminate the block (see accessories). Blocked items with different numbers of positions are also available.

PCB terminal block - FFKDSA/V1-7,62 - 1790364



PCB terminal block, nominal current: 17.5 A, nom. voltage: 630 V, pitch: 7.62 mm, number of positions: 1, connection method: Push-in spring connection, mounting: Wave soldering, conductor/PCB connection direction: 90 °, color: green. Single module for the custom grouping of different numbers of positions. An end terminal block is also needed to terminate the block (see accessories). Blocked items with different numbers of positions are also available.