



Professionals for stone and concrete – Top performance in every application

Range for 2010/2011:

Professional blue power tools for stone and
concrete for professionals from professionals



BOSCH

Invented for life

For professionals from professionals

Bosch is your reliable partner for trade and industry. Since you are important to us, we also want to ensure that you are always kept up-to-date in future by providing you with information about our new professional blue power tools and special services. To enable us to do this, all you have to do is fill out this contact form and send it to the fax number stated.

Company

☐ Mr

First name, Surname

☐ Ms

Street, No.

Post code, City

Telephone

Fax

e-mail

SBR 07/10 GB

☐ Yes, I would also like to receive information from Bosch by e-mail in future.

Position ☐ Owner/ Manager ☐ Responsible for purchasing power tools ☐ Other position

How many power tools are used in your company?

☐ 1 – 19 ☐ 20 – 49 ☐ 50 – 99 ☐ ≥ 100

Which sector does your company work in?

<input type="checkbox"/> Roofer/Carpenter	<input type="checkbox"/> Structural engineering
<input type="checkbox"/> Joiner/Cabinet maker	<input type="checkbox"/> Underground engineering
<input type="checkbox"/> Furniture manufacture/Furniture industry	<input type="checkbox"/> Other building trade
<input type="checkbox"/> Other woodworking	<input type="checkbox"/> Automobile trade/repair
<input type="checkbox"/> Painter/Decorator	<input type="checkbox"/> Automotive industry
<input type="checkbox"/> Floor fitter (tiles)	<input type="checkbox"/> Other vehicle construction
<input type="checkbox"/> Floor fitter (wood)	<input type="checkbox"/> Machine construction
<input type="checkbox"/> Electrical installation	<input type="checkbox"/> Locksmith
<input type="checkbox"/> Plumber	<input type="checkbox"/> Steelworking/Metalworking
<input type="checkbox"/> Heating/ventilation installation	<input type="checkbox"/> Other <input type="text"/>

Yes, I would like to receive information from Bosch in future.

☐ I agree that the data collected from this contact form by the Bosch Group shall be saved and used to inform me about products and services. I can obtain information about the data stored about me from Robert Bosch GmbH, Power Tools, 71518 Backnang, Germany. This consent can be revoked from the Bosch Group at the above-mentioned address at any time.

☐ Yes, I agree that selected, local Bosch specialist retailers may also inform me about products and services and that my data may be passed on for this purpose.

Date/Signature

Fax: UK = 01895 839 548

The new Tile Router GTR 30 CE Professional:

The fastest way through any tile



1619BL6517-08 - Printed in the Federal Republic of Germany - Subject to technical alterations. No liability is accepted for printing errors.



* For all professional blue power tools when registered within four weeks of purchase at www.bosch-professional.com/warranty

Robert Bosch Ltd
PO Box 98
Uxbridge
Middlesex
UB9 5HN
Tel. 0844 736 0107
www.bosch-professional.com



BOSCH
Invented for life

Professional solutions for concrete, stone and tile working

As a professional, a lot is expected of you: performance, versatility and total commitment even under extreme conditions. So isn't it only fair to demand the same from your power tools?

Bosch power tools for concrete, stone and tile working stand for top performance, robustness and reliability. Whether drilling holes for fixings, performing corrective chiselling work, cutting slots or drilling in the hardest tiles: Bosch power tools give you everything you need to achieve professional results.

When developing new blue power tools, Bosch works very closely with real professionals who use power tools as part of their everyday work, and tests the tools in extreme conditions such as inside a mountain tunnel. This means that you, the professional, can always count on this absolutely high-quality technology.


Professional blue power tools for stone, concrete and tile working – **Convincing solutions for professionals from professionals.**





SDS-plus Rotary and Demolition Hammers	4
▶ SDS-plus Rotary Hammers	6
▶ SDS-plus Demolition Hammer	9
SDS-max Rotary and Demolition Hammers, Breakers	10
▶ SDS-max Rotary Hammers	12
▶ SDS-max Demolition Hammers	13
▶ Breakers	14
Impact Drills and Screwdrivers	16
▶ Impact Drills	18
▶ Screwdrivers	21
Overview	22
▶ Rotary Hammers, Impact Drills	22
▶ Demolition Hammers, Breakers	24
Diamond Technology, Cut-Off Grinder	26
▶ Diamond Technology	28
▶ Concrete Grinder	30
▶ Wall Chaser	30
▶ Cut-Off Grinder	31
NEW! Tile Working	32
▶ Tile Router	34
▶ Tile Dock	34
▶ Angle Grinder	35
▶ Cordless Multicutter	35
Bosch Vibration Control	36
▶ Essential information about Bosch Vibration Control	36





“We normally have to drill about 12,000 holes to install these sprinkler systems. The hammer has to be light because all the work we do is overhead. The new GBH 3-28 DFR Professional is compact and it packs a real punch. This means I can drill a hole for a 10 x 90 mm stud anchor extremely quickly. That’s perfect.”

Christian Kaufmann, sprinkler fitter

SDS-plus Rotary and Demolition Hammers: **Best in class for drilling and chiselling**

The professional Bosch rotary hammers in the 2 to 4kg class have been setting standards in performance for decades. This means that you get your drilling and chiselling work done faster, more reliably and more efficiently.

► **SDS-plus Rotary Hammers** P. 6

► **SDS-plus Demolition Hammer** P. 9

NEW! Rotary Hammer GBH 2-20 D Professional:

Top performance in the compact class

- ▶ High drilling rate and 30% higher chiselling performance than other rotary hammers in the entry-level class
- ▶ Lightweight and compact, ideal for working overhead
- ▶ Robust stacked construction for a long lifetime

Rotary Hammer GBH 2-23 REA Professional:

The most compact solution for dust-free drilling

- ▶ Integrated, removable dust extraction unit for clean, dust-free working
- ▶ Comfortable working even overhead due to particularly compact design
- ▶ Core cutter adapter set for dust extraction when working with core cutters (up to 68 mm)

Rotary Hammer GBH 2-26 DFR Professional:

The fast all-rounder with quick-change chuck

- ▶ Powerful 800-watt* motor and impact force of 3 joules for a fast drilling rate
- ▶ Exceptionally fast, tool-free changing between SDS-plus and keyless chuck
- ▶ Rotation stop for chiselling




	NEW! GBH 2-20 D Professional	GBH 2-23 RE Professional	GBH 2-23 REA Professional
Rated power input (W) *	650	650	710
Single impact energy (J)	0–1.7	0–2.5	0–2.5
Weight (kg)	2.3	2.3	3.5
Drilling range:			
Drilling diameter in concrete, with hammer drill bits (mm)	4–20	4–23	4–23
Vibration emission value (m/s ²)/Uncertainty			
Hammer drilling in concrete	14/1.5	18/1.5	18/1.5
Chiselling	12/1.5	–/–	–/–
Part number	110V 061125A460 240V 061125A470	110V 0611250460 240V 0611250470	110V 0611250560 240V 0611250570

* 110V wattage may vary from those specified

More information about the professional blue power tools and accessories can be found at www.bosch-professional.com.

Over 75 years of hammer experience: **Innovations in series**

Over 75 years of Bosch rotary hammer experience have produced a large number of innovations. For example: **the GBH 2-26 DFR Professional** with powerful 800-watt* motor for fast work progress. The rotating brush plate means that you work with equal power in forward and reverse rotation. The SDS quick-change chuck allows for fast and easy tool changes with only one hand.



SDS quick-change chuck
Tool changes with only one hand: easy changing in seconds from SDS-plus to keyless drill chuck


Over 75 years of Bosch hammer expertise – for professionals from professionals

1932



EH 600 Professional
Market launch of the first demolition hammer with rotary hammer mechanism

1977



Bosch invents the **SDS-plus** toolholder

1984



GBH 24 VRE Professional
The world's first cordless rotary hammer

1990




Bosch invents the **SDS-max** toolholder

2001




GBH 5-40 DE Professional
A world first: the first hammer with Vibration Control



Rotation stop

Chiselling work, such as knocking off tiles, is easy to do thanks to the rotation stop and the **hammer mechanism with a single impact force of 3 joules**



800-watt motor

The 800 watt* powerful motor enables work with core cutters up to 68 mm



Brush plate

Rotating brush plate for equal power in forward and reverse rotation



Ball grommet

The ball grommet relieves strain on the cable, therefore preventing cable breaks

2005

2007

2010

2010



GBH 36 V-LI Professional

First cordless rotary hammer with the power of a corded tool




GSH 16 Professional

The highest material removal rate in the 16kg class



GBH 2-20 D Professional

Top performance in the compact class

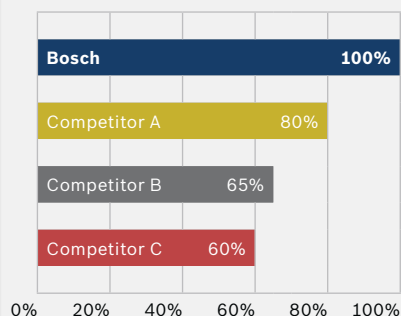


GSH 27 VC Professional

The world's most powerful electric breaker

Bosch SDS-plus rotary hammers stand for more power with less vibration. For example: the Rotary Hammer GBH 3-28 DFR Professional achieves the best scores in all performance characteristics. For you, this means 20% more chiselling performance than with comparable tools, and also very low vibration.

Chiselling rate compared to other hammers in its class



The Rotary Hammer GBH 3-28 DFR Professional
20% more material removal than comparable tools in its class – for more efficiency.
Up to 20% higher drilling speed than other tools in its class – for faster work progress.



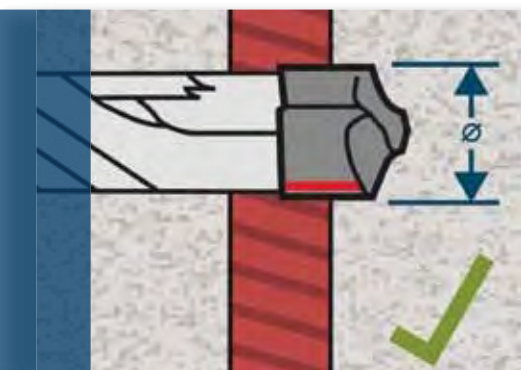
Rotary Hammer GBH 3-28 DFR Professional: Top performance with low vibration

- ▶ High drilling rate and 20% higher chiselling performance than other rotary hammers in its class
- ▶ Low vibration (only 12 m/s²) for more comfortable working due to Bosch Vibration Control
- ▶ Quick-change chuck for fast changes between drilling with impact in concrete and drilling without impact in wood and metal

GBH 2-26 DRE Professional without quick-change chuck	GBH 2-26 DFR Professional with quick-change chuck	GBH 3-28 DFR Professional with quick-change chuck	GBH 3-28 DRE Professional without quick-change chuck
800	800	800	800
0–3	0–3	0–3.5	0–3.5
2.7	2.9	3.6	3.5
4–26	4–26	4–28	4–28
15/1.5 14/1.5	15/1.5 14/1.5	12/1.5 11/1.5	13/1.5 12/1.5
110V 0611253741 240V 0611253742	110V 0611254765 240V 0611254766	110V 061124A060 240V 061124A070	Not available in the UK.

* 110V wattage may vary from those specified

More information about the professional blue power tools and accessories can be found at www.bosch-professional.com.



The robust SDS-plus X5L drill bit sets new standards

The solid tungsten carbide head is extremely robust and powerful – making it ideal for drilling holes in metal and reinforced concrete. Its specially designed cutting edges make this drill bit very durable – ensuring dimensional accuracy through to the last drilled hole.



Rotary Hammer GBH 4-32 DFR Professional:

The fastest multi-hammer in the 4kg class

- ▶ Wide range of applications in chiselling and drilling work and when working with a core cutter
- ▶ Drills up to 30% faster (25 mm diameter) than comparable tools from other manufacturers
- ▶ Low vibration levels of only 10 m/s² for less tiring work due to Bosch Vibration Control



Cordless Rotary Hammer GBH 36 VF-LI Professional and GBH 36 V-LI Professional:

As powerful as corded

- ▶ As powerful as corded: up to 195 drilled holes (6 x 40 mm in concrete) with only one battery charge, ideal for outdoor use
- ▶ Pneumatic hammer mechanism with chisel function, optimised for drilling holes of 8–16 mm in concrete (max. 26 mm)
- ▶ Comes complete with a keyless chuck that also makes it suitable for drilling in wood and metal with straight-shank drill bits (GBH 36 VF-LI Professional)

	GBH 4-32 DFR Professional	GBH 36 V-LI Professional	GBH 36 VF-LI Professional
Rated power input (W) *	900	–	–
Battery voltage (V)	–	36	36
Single impact energy (J)	0–5	0–3	0–3
Weight (kg)	4.7	4.3 (including battery)	4.5 (including battery)
Drilling range:			
Drilling diameter in concrete, with hammer drill bits (mm)	6–32	4–26	4–26
Vibration emission value (m/s ²)/Uncertainty			
Hammer drilling in concrete	10/1.5	20/1.5	20/1.5
Chiselling	9/1.5	13/1.5	13/1.5
Part number	110V 0611332161 240V 0611332171	0611900R78 –	0611901R76 –

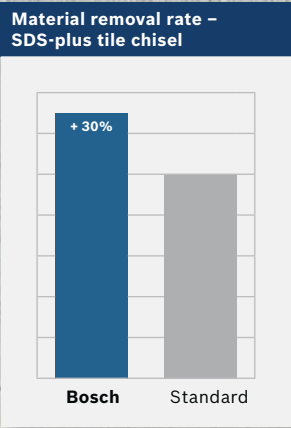
* 110V wattage may vary from those specified

More information about the professional blue power tools and accessories can be found at www.bosch-professional.com.

The Bosch SDS-plus demolition hammer is the specialist tool for renovation work where performance and handiness are required for high endurance. The GSH 3 E Professional has been specially developed for time-consuming renovation and refurbishment work. It is ideally used in combination with the Bosch SDS-plus tile chisel for maximum material removal.

Demolition Hammer GSH 3 E Professional:
The specialist tool for renovation and refurbishment

- ▶ High material removal rate thanks to powerful 650-watt motor and special tile chisel
- ▶ Long lifetime thanks to the extremely robust hammer mechanism and toolholder as well as oil lubrication
- ▶ Excellent handling thanks to its low weight of only 3.5 kg, its compact design, lockable accelerator switch and softgrip




100% longer lifetime and 30% more material removal
The Bosch SDS-plus tile chisel excels in comparison to standard chisels in terms of performance and lifetime. Thanks to its flat cutting edge, the SDS tile chisel can even be applied in narrow joints to completely remove tiles without breakage.

	GSH 3 E Professional
Rated power input (W) *	650
Single impact energy (J)	4.3
Weight (kg)	3.5
Vibration emission value (m/s²)/Uncertainty Hammer drilling in concrete	–/–
Chiselling	16/1.5
Part number	110V 0611320741 240V 0611320742

* 110V wattage may vary from those specified
More information about the professional blue power tools and accessories can be found at www.bosch-professional.com.





“The GSH 27 VC Professional applies lots of power to the concrete while hardly straining your arms.”

Dietmar Hantsch, concrete worker

SDS-max Rotary and Demolition Hammers, Breakers:

Immense power for extreme applications

Heavy-duty demolition work places the highest demands on man and material. The professional Bosch breakers and the SDS-max rotary and demolition hammers have been developed for extreme applications. They are robust and extremely powerful. And their Bosch Vibration Control allows for more comfortable and longer working. This means more user protection and more efficiency, even in the toughest applications.

-
- ▶ **SDS-max Rotary Hammers** P. 12
 - ▶ **SDS-max Demolition Hammers** P. 13
 - ▶ **Breakers** P. 14

Bosch SDS-max rotary hammers are robust, powerful and they have impressively high drilling performance. For example, the GBH 5-40 DCE Professional drills up to 30% faster than other hammers in its class thanks to its powerful 1150-watt motor.



Rotary Hammer GBH 5-40 DCE Professional:

The fastest all-rounder with Vibration Control

- ▶ Fastest drilling rate in its class due to 1150*-watt motor and powerful hammer mechanism
- ▶ SDS-max comfort for easy and fast tool changes with one hand
- ▶ Vibration Control ensures more comfortable working, even in time-intensive applications

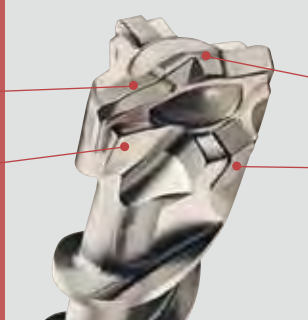
Rotary Hammer GBH 7-46 DE Professional:

The robust, high-power tool

- ▶ The most powerful hammer in its class thanks to its powerful 1350*-watt motor
- ▶ Highest material removal rate when chiselling thanks to Turbo-Power with a single impact force of up to 15 joules
- ▶ Long lifetime due to robust metal components

Speed-X: faster than any other drill bit

- ▶ **Unrivalled destructive power**
due to robust solid tungsten carbide S-cutter
- ▶ **Constantly long lifetime**
Short head with large-volume dust channels for frictionless drilling dust removal



- ▶ **Optimum centring**
due to active centring tip
- ▶ **Highest drilling speed**
thanks to inclined side cutters

	GBH 5-40 DCE Professional	GBH 7-46 DE Professional	GBH 11 DE Professional
Rated power input (W) *	1150	1350	1500
Single impact energy (J)	2–11	2–15	5–18
Weight (kg)	6.8	8.2	11.1
Drilling range: Drilling diameter in concrete, with hammer drill bits (mm)	12–40	12–45	12–52
Vibration emission value (m/s ²)/Uncertainty Hammer drilling in concrete Chiselling	10/1.5 8/1.5	21/1.5 18/1.5	21/1.5 16/1.5
Part number	110V 0611264060 240V 0611264070	110V 0611263741 240V 0611263742	110V 0611245741 240V 0611245742

* 110V wattage may vary from those specified

More information about the professional blue power tools and accessories can be found at www.bosch-professional.com.

Bosch SDS-max demolition hammers stand for more material removal with less vibration. The SDS-max Demolition Hammer GSH 5 CE Professional achieves the highest material removal rate in its class thanks to its impact force of 13 joules. And it does so with up to 40% less vibration than comparable machines.



Demolition Hammer GSH 5 CE Professional:

Unbeatably powerful with up to 40% less vibration

- Impact force of 13 joules for the highest material removal rate in its class
- Vibration Control ensures more comfortable working, even in time-intensive applications
- Long lifetime even in the toughest applications thanks to robust metal housing

Demolition Hammer GSH 11 E Professional:

The specialist tool for breakthroughs and demolition work

- Extreme impact force of 25 joules for high material removal rate
- Low-vibration in operation and no-load
- Low feed pressure for more comfortable working



Self-sharpening for a constantly high material removal rate

The SDS-max Rtec Sharp flat chisel has a cutting edge twice as long as that of a standard chisel, therefore doubling the material removal rate. The SDS-max Rtec Speed pointed chisel has an optimised cutting geometry, which prevents the chisel from getting stuck in the concrete during work. This enables you to achieve constantly high work progress. Both chisels have a self-sharpening cutting edge – making time-consuming resharping a thing of the past.

	GSH 5 CE Professional	GSH 11 E Professional
Rated power input (W) *	1150	1500
Single impact energy (J)	2–13	6–25
Weight (kg)	6.2	10.1
Vibration emission value (m/s ²)/Uncertainty Hammer drilling in concrete	–/–	–/–
Chiselling	8/1.5	16/1.5
Part number	110V 0611321060 240V 0611321070	110V 0611316741 240V 0611316742

* 110V wattage may vary from those specified

More information about the professional blue power tools and accessories can be found at www.bosch-professional.com.

Bosch breakers are in a class of their own. They combine high single impact force with the lowest vibration – even in the toughest applications. Their robust design ensures an extremely long lifetime, therefore making them more cost-effective. They are perfect for the most heavy-duty demolition work.

Breaker GSH 16-28 Professional:

40% more material removal in the 16kg class

- ▶ Highest material removal rate due to single impact force of 45 joules and motor power of 1750* watts
- ▶ Longest lifetime due to robust design and use of high-quality materials
- ▶ Vibration Control for up to 60% less vibration and, therefore, longer operating time and greater ease of use
- ▶ Winner of the “Best Product of the Year 2008” award from “Hire Association Europe”

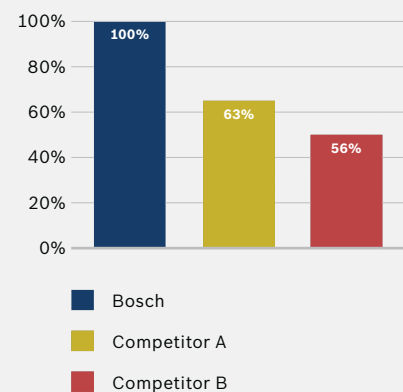


Powerful arguments for more efficiency

The Breaker GSH 16-28 Professional achieves the best scores in the 16kg class. With 40% more power, it provides the highest material removal rate and has a 100% longer lifetime than comparable tools.



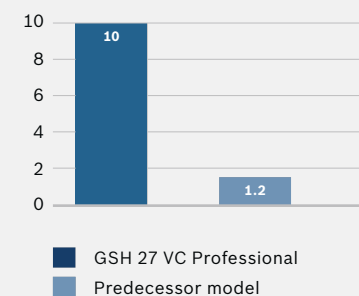
Chiselling performance in concrete C 30/35



GSH 16-28 Professional: best work progress in its class due to single impact force of 45 joules and a 1750*-watt motor.

Chiselling performance in concrete C30/35

Material removal in tons*



* Material removal rate per day (tons), in accordance with ELV

8 times more material removal than the predecessor model: the new GSH 27 VC Professional achieves a material removal rate of 10 tons per day.

**GSH 27 VC Professional:****The world's most powerful electric breaker**

The new GSH 27 VC Professional is the ideal hammer for the toughest applications: a newly developed hammer mechanism increases the material removal rate per hour by 50% compared to the predecessor model (in accordance with EPTA Procedure 03/2008). Very low vibration of only 8 m/s² enables a trigger time of over 3 hours per working day. For you, this means fast work progress and more comfortable working.

NEW! Breaker GSH 27 VC Professional:

The world's most powerful electric breaker

- ▶ High material removal rate due to impact force of 69 joules
- ▶ Very low vibration (only 8 m/s²) thanks to the decoupled handles and the vibration-reduced hammer mechanism – for a longer trigger time per day
- ▶ Very long lifetime thanks to high-quality components made of aluminium and steel



	GSH 16-28 Professional	GSH 16-30 Professional	NEW! GSH 27 VC Professional
Rated power input (W) *	1750	1750	2000
Single impact energy (J)	45	45	69
Weight (kg)	17.9	16.5	29.5
Toolholder	28 mm internal hexagon	30 mm internal hexagon	28 mm internal hexagon
Vibration emission value (m/s ²)/Uncertainty Chiselling	10/1.5	10/1.5	8.0/1.5
Part number	110V 0611335060 240V 0611335070	Not available in the UK.	110V 061130A060 240V 061130A070

* 110V wattage may vary from those specified

More information about the professional blue power tools and accessories can be found at www.bosch-professional.com.





Impact drills and screwdrivers: **Uncompromising versatility**

The professional impact drills and screwdrivers meet high requirements with regard to power, versatility and precision. Whether impact drilling, drilling, screwdriving or stirring: the professional impact drills with high-performance motors of up to 1300 watts leave nothing to be desired. The screwdrivers from Bosch are the expert tools for precisely driving rows of screws in drywall and wall construction.

► **Impact Drills** P. 18

► **Screwdrivers** P. 21

Bosch impact drills stand for top performance and versatility. The current world first is the GSB 19-2 REA Professional, which is the first professional impact drill with integrated dust extraction. Its powerful motor, compact design and extremely high suction power make it the perfect tool for all applications where rows of holes have to be drilled indoors.

Impact Drill GSB 19-2 REA Professional:

A world first – The first impact drill with dust extraction for professionals

- ▶ Extremely high suction power for dust-free drilling in masonry and tiles
- ▶ Powerful 900*-watt motor and fast drilling rate
- ▶ Compact design – making it also suitable for drilling overhead



Dust-free working with the GSB 19-2 REA Professional

As the world’s first professional impact drill with integrated dust extraction, the GSB 19-2 REA Professional enables dust-free and, therefore, clean drilling in masonry and tiles. The powerful 900*-watt motor ensures a fast drilling rate. The compact design makes it easier to drill overhead.

	GSB 19-2 RE Professional	GSB 19-2 REA Professional
Rated power input (W) *	850	900
No-load speed (rpm)	0–1,000/3,000	0–1,000/3,000
Weight (kg)	2.7	3.2
Drilling range: Drilling diameter in concrete (mm)	18/13	18/13
Drilling range: Drilling diameter in wood (mm)	40/25	40/25
Part number	110V 060117B560 240V 060117B570	110V 060117C560 240V 060117C570

* 110V wattage may vary from those specified
More information about the professional blue power tools and accessories can be found at www.bosch-professional.com.

Impact Drill

GSB 21-2 RE Professional:

The most powerful tool in its class – for the toughest applications

- ▶ Bosch high-performance motor (1100* watts) with high torque for the most heavy-duty applications with large diameters: drilling, working with core cutters and holesaws, screwdriving and stirring
- ▶ Robust metal gear housing for long lifetime
- ▶ Anti-Rotation mechanical overload clutch for a high level of work safety, even in the toughest applications

Impact Drill

GSB 21-2 RCT Professional:

The most powerful tool in its class with Constant Electronic and Torque Control for the toughest applications

- ▶ Bosch high-performance motor (1300* watts) with high torque for the most heavy-duty applications with large diameters (drilling, working with core cutters and holesaws), screwdriving and stirring
- ▶ Constant Electronic for more convenient working: keeps the speed constant, even under load
- ▶ Torque Control for high precision: torque preselection for uniform driving of screws



Power-Change adapter technology – for fast pilot drill bit and holesaw changes

Thanks to this unique adapter system from Bosch, there is no need for the time-consuming process of screwing holesaws on and off. Your advantage: quick and efficient work.

	GSB 21-2 RE Professional	GSB 21-2 RCT Professional
Rated power input (W) *	1100	1300
No-load speed (rpm)	0–900/3,000	0–900/3,000
Weight (kg)	2.8	2.8
Drilling range: Drilling diameter in concrete (mm)	22/13	22/13
Drilling range: Drilling diameter in wood (mm)	40/25	40/25
Part number	110V 060119C560 240V 060119C570	240V 060119C770

* 110V wattage may vary from those specified

More information about the professional blue power tools and accessories can be found at www.bosch-professional.com.



Impact Drill
GSB 16 RE Professional:
The fastest tool in its class

- ▶ 750* watts for the fastest work progress
- ▶ Compact design for perfect handling
- ▶ Robust metal gear housing for long lifetime



Multi Construction – the powerful multi-purpose drill bit for all materials

The multiple diamond-ground cutting edges on the Multi Construction drill bits are extremely sharp and can even be used for the hardest tiles. They are very durable and precise. Frequent drill bit changes are therefore finally a thing of the past. These powerful multi-purpose drill bits lead to optimum results in many different materials, whether drilling or impact drilling.

	GSB 16 RE Professional
Rated power input (W) *	750
No-load speed (rpm)	0–2,800
Weight (kg)	2.2
Drilling range: Drilling diameter in concrete (mm)	16
Drilling range: Drilling diameter in wood (mm)	30
Part number	110V 060114E560 240V 060114E570

* 110V wattage may vary from those specified
More information about the professional blue power tools and accessories can be found at www.bosch-professional.com.

Bosch screwdrivers for precision in series. The speed and torque of the professional depth stop screwdrivers are perfectly balanced to suit the application. This enables extremely fast driving of rows of screws with constantly high precision.


Max Grip bits: a firm grip and a long lifetime

The new Max Grip bits help professionals keep on track. This is thanks to their unique surface. It is microrough, digs into the screw and has a titanium nitride (TiN) coating.

Advantage 1: an extremely firm grip in every screw.

Advantage 2: a particularly long lifetime.

Two advantages which were previously incompatible – but can now be combined with the Max Grip bits.



Depth Stop Screwdriver GSR 6-25 TE Professional:

The universal depth stop screwdriver with high torque

- ▶ 701-watt high-performance motor designed for high torques for power-intensive screwdriving on wooden panels, chipboard and plasterboard as well as seal screws into metal
- ▶ Precise driving of rows of screws at a constant depth due to the depth stop that is easy to operate with one hand and the exact cut-off clutch



Drywall Screwdriver GSR 6-45 TE Professional:

The fast and handy professional tool for drywall construction










- ▶ Fast work progress when fitting plasterboard and softwood due to optimum balance of speed and torque in the 701-watt high-performance motor
- ▶ Precise driving of rows of screws at a constant depth due to the depth stop that is easy to operate with one hand and the exact cut-off clutch




	GSR 6-25 TE Professional	GSR 6-45 TE Professional
Rated power input (W) *	701	701
Torque, max. (soft screwdriving applications) (Nm)	20	12
No-load speed (rpm)	0–2,500	0–4,500
Weight (kg)	1.5	1.4
Self-drilling screw diameter (mm)	6	6
Part number	110V 0601441360	110V 0601440360






* 110V wattage may vary from those specified

More information about the professional blue power tools and accessories can be found at www.bosch-professional.com.





Range of applications of SDS-plus and SDS-max rotary hammers and impact drills at a glance

SDS-plus Rotary Hammers																																														
		Weight (kg)	Drilling diameter in concrete (mm)																												Drilling diameter in masonry (mm)															
			3	6	8	10	12	14	16	18	20	22	24	26	30	32	34	36	38	40	42	44	46	48	50	52	54	3	4	6	8	10	12	14	16	18	20	22	24	26	30	32				
	GBH 2-20 D Professional	2.3	<div><div></div><div></div></div>																												<div><div></div><div></div></div>															
	GBH 2-23 REA Professional	3.5	<div><div></div><div></div></div>																												<div><div></div><div></div></div>															
	GBH 2-23 RE Professional	2.3	<div><div></div><div></div></div>																												<div><div></div><div></div></div>															
	GBH 2-26 DFR Professional with quick-change chuck	2.9	<div><div></div><div></div></div>																												<div><div></div><div></div></div>															
	GBH 2-26 DRE Professional without quick-change chuck	2.7	<div><div></div><div></div></div>																												<div><div></div><div></div></div>															
	GBH 3-28 DFR Professional with quick-change chuck	3.6	<div><div></div><div></div></div>																												<div><div></div><div></div></div>															
	GBH 3-28 DRE Professional without quick-change chuck	3.5	<div><div></div><div></div></div>																												<div><div></div><div></div></div>															
Not available in the UK.																																														
	GBH 4-32 DFR Professional	4.7	<div><div></div><div></div></div>																												<div><div></div><div></div></div>															
	GBH 36 VF-LI Professional	4.5	<div><div></div><div></div></div>																												<div><div></div><div></div></div>															

SDS-max Rotary Hammers																																																										
			3	6	8	10	12	14	16	18	20	22	24	26	30	32	34	36	38	40	42	44	46	48	50	52	54	2	4	6	8	10	12	14	16	18	20	22	24	26	30	32																
	GBH 5-40 DCE Professional	6.8	<div><div></div><div></div></div>																																																							
	GBH 7-46 DE Professional	8.2	<div><div></div><div></div></div>																																																							
	GBH 11 DE Professional	11.1	<div><div></div><div></div></div>																																																							









Impact Drills																																																										
			3	6	8	10	12	14	16	18	20	22	24	26	30	32	34	36	38	40	42	44	46	48	50	52	54	2	4	6	8	10	12	14	16	18	20	22	24	26	30	32																
	GSB 16 RE Professional	2.2	<div><div></div><div></div></div>																																																							
	GSB 19-2 RE Professional	2.7	<div><div></div><div></div></div>																																																							
	GSB 19-2 REA Professional	3.2	<div><div></div><div></div></div>																																																							
	GSB 21-2 RE Professional	2.8	<div><div></div><div></div></div>																																																							
	GSB 21-2 RCT Professional	2.8	<div><div></div><div></div></div>																																																							

Optimum useTotal range of application

Drilling with core cutter (mm)					Drilling in steel (mm)			Work material						Other properties		
0-40	40-68	68-82	82-90	90-150	0-10	10-13	14-16	Reinforced concrete, granite, stone	Concrete	Brick, hollow block	Hardwood	Softwood	Metal	Chiselling	Work direction	Special features
In masonry																
															↕	Chisel function
														-	↕	Dust extraction
														-	↕	-
															↕	SDS-plus quick-change chuck
															↕	-
															↕	 SDS-plus quick-change chuck
															↕	 SDS-plus quick-change chuck
															↕	 SDS-plus quick-change chuck
															↕	 SDS-plus quick-change chuck
0-40	40-68	68-82	82-90	90-150	0-10	10-13	14-16	Reinforced concrete, granite, stone	Concrete	Brick, hollow block	Hardwood	Softwood	Metal	Chiselling	Work direction	Special features
In concrete																
											-	-	-		↕	 Turbo-Power, One-hand SDS
											-	-	-		↙	Turbo-Power
											-	-	-		↙	-
0-40	40-68	68-82	82-90	90-150	0-10	10-13	14-16	Reinforced concrete, granite, stone	Concrete	Brick, hollow block	Hardwood	Softwood	Metal	Chiselling	Work direction	Special features
In masonry					In 1st gear											
														-	↕	-
														-	↕	2-speed, overload clutch
														-	↕	Dust extraction
														-	↕	2-speed, overload clutch
														-	↕	Torque Control, Constant Electronic





















Range of applications of SDS-plus and SDS-max demolition hammers and breakers at a glance


SDS-plus Demolition Hammers

	Weight (kg)	Rated power input (W)	Single impact energy (J)	Toolholder	Work direction				
						Removing wall tiles	Removing floor tiles	Repairing joints (removing surplus concrete)	
 GSH 3 E Professional	3.5	650	4.3	SDS-plus					
















































































SDS-max Demolition Hammers and Breakers

 GSH 5 CE Professional	6.2	1150	6.2	SDS-max					
 GSH 11 E Professional	10.1	1500	6–25	SDS-max		-			
 GSH 16-28 Professional	17.9	1750	45	28 mm Hex		-	-	-	
 GSH 16-30 Professional Not available in the UK.	16.5	1750	45	30 mm Hex		-	-	-	
 GSH 27 VC Professional	29.5	2000	69	28 mm Hex		-	-	-	

Accessories	Pointed chisel					
	Flat chisel					
	Tile chisel				-	
	Spade chisel					
	Gouging chisel		-	-	-	
	Bush hammer head		-	-	-	
	Asphalt cutter		-	-	-	
	Tamping plate		-	-	-	
	Excavation chisel		-	-	-	

 Total range of application

 Optimum use

												
	Removing plaster (removing cement plaster from walls)	Roughing concrete walls, columns	Cutting slots in masonry and concrete walls	Corrections on concrete walls	Corrections on girders and beams (flattening uneven surfaces, uncovering rebar)	Recesses or breakthroughs in masonry	Breakthroughs in concrete (heavy duty)	Demolishing concrete slabs	Demolishing concrete floors	Roadworks (repairing asphalt surfaces)	Digging in hard earth	Compacting earth and gravel
								-	-	-	-	-
								-	-	-	-	-
												
	-	-	-	-	-	-	-					
	-	-	-	-	-	-	-					
	-	-	-	-	-	-	-					
											-	-
		-										-
	-	-	-	-	-	-	-	-	-	-	-	-
		-	-	-	-	-	-	-	-	-		-
	-	-		-	-	-	-	-	-	-	-	-
	-		-	-	-	-	-	-	-	-	-	-
	-	-	-	-	-	-	-	-	-		-	-
	-	-	-	-	-	-	-	-	-	-	-	
	-	-	-	-	-	-	-	-	-	-		-





Bosch diamond technology and cut-off grinder: **A system of power**

Bosch diamond drilling systems combine high performance with high convenience. For you, this means highly efficient dry and wet drilling – even in the hardest stone and in concrete. The robust technology also ensures vibration-free and dust-free working. The wide range of accessories for wet and dry drilling is easy to handle and enables precise results even in demanding applications. The wall chasers and cut-off grinders work powerfully in stone and concrete – for fast work progress even in tough jobs.

-
- ▶ **Diamond Technology** P. 28
 - ▶ **Concrete Grinder** P. 30
 - ▶ **Wall Chaser** P. 30
 - ▶ **Cut-Off Grinder** P. 31

Bosch diamond technology systems work through even the hardest material powerfully and precisely – and with a low level of vibration. Appropriate accessories, such as the dust extraction guard for the cut-off grinder or the dust extractor for the wall chaser and diamond drill, ensure a low level of dust during work.

Diamond drilling system

The Bosch system for wet and dry drilling work offers not only diamond drills, but also a wide range of accessories that make sure you are perfectly equipped for every job. These tools ensure high-precision results – in reinforced concrete and masonry alike. The Drill Stand S 500 A Professional positions the diamond drill perfectly against the wall and allows for highly precise drilling of large diameters – for reliable and efficient working.



Diamond Drill GDB 1600 WE Professional:

The handy tool for wet drilling

- ▶ Small width across corners (40 mm) for work close to walls
- ▶ For hand-guided and stationary use
- ▶ Can also be re-equipped for dry drilling (with dust extraction head)

	GDB 1600 WE Professional	GDB 1600 DE Professional	GDB 2500 WE Professional	S 500 A Professional
Rated power input (W) *	1600	1600	2500	–
Concrete, possible range (mm)	10–102	–	32–212	–
Concrete, optimum range (mm)	30–82	–	82–132	–
Masonry, optimum range (mm)	52–132	52–132	–	–
Drill stroke (mm)	–	–	–	500
Column length (mm)	–	–	–	1,000
Part number	0 601 189 603	0 601 188 603	0 601 18P 703	0 601 190 025

* 110V wattage may vary from those specified

Please note some models are only available as 220V Euro versions

More information about the professional blue power tools and accessories can be found at www.bosch-professional.com.

Diamond Drill

GDB 2500 WE Professional:

The most powerful tool in its class

- ▶ Powerful, overload-capable 2500-watt motor with starting current switching for vibration-free and precise drilling in concrete with rebar
- ▶ Robust 2-speed gearbox for high power transfer and optimum circumferential speeds
- ▶ Can be fixed onto the drill stand without tools and mounted on walls with wall plugs

Drill Stand S 500 A Professional:

The sturdy tool for diamond drills

- ▶ Precise angle adjustment in 15-degree steps for angled drilling
- ▶ Can be fitted to the wall using conventional fixings
- ▶ Machine fitting, water collection ring (accessory), angle adjustment and transport wheels can be adjusted without tools



Precision in large dimensions – with Bosch diamond core cutters

The high-quality, durable wet and dry core cutters enable you to quickly centre them and start drilling. For you, this means absolute precision even in large dimensions.



Bosch concrete grinders and wall chasers are indispensable tools on the construction site. The concrete grinder flattens uneven surfaces and prepares surfaces for tiling. Wall chasers are used to cut grooves for laying electrical cables and pipes.



The ideal dust extractor for stone and concrete

Dust-free working with Bosch concrete working tools: the GAS 50 Professional is the ideal dust extractor for stone and concrete applications. It extracts the dust with ease, and it fits on virtually all tools thanks to its flexible rubber sleeve. The Plus-Clean electromagnetic filter cleaning system ensures constant maximum suction power.



Concrete Grinder GBR 14 CA Professional:

The long-distance runner with patented dustproof system

- ▶ Patented dustproof system for the best lifetime
- ▶ Service display shows carbon replacement required 8 hours in advance
- ▶ Clean grinding surface due to excellent guide properties



Wall Chaser

GNF 35 CA Professional:

The durable tool with Constant Electronic

- ▶ Patented dustproof system from Bosch guarantees the longest lifetime
- ▶ With Constant Electronic for constant speed, also under heavy load
- ▶ Optimum handling due to ergonomic grip design and flexible gripping option

	GBR 14 CA Professional	GNF 20 CA Professional	GNF 35 CA Professional	GNF 65 A Professional
Rated power input (W) *	1400	900	1400	2400
Disc diameter (mm)	125	115	150	230
No-load speed (rpm)	11,000	9,300	9,300	5,000
Groove depth (mm)	–	0–20	0–35	20–65
Part number	0 601 773 703	110V 0601612641 240V 0601612642	0 601 621 703	0 601 368 703

* 110V wattage may vary from those specified

Please note some models are only available as 220V Euro versions

More information about the professional blue power tools and accessories can be found at www.bosch-professional.com.

The **Bosch Cut-Off Grinder** GWS 24-300 J Professional has been specially developed for extreme cutting depths up to 95 mm. Also ideal for all cutting work in concrete and stone: the Angle Grinder GWS 24-230 LVI Professional with dust extraction guard.



High cutting speed and long lifetime

With Bosch diamond cutting discs, you achieve a considerable increase in cutting speed and benefit from a longer lifetime – thanks to the patented laser melting process. A wide range offers the optimum diamond cutting disc for every application range.



Cut-Off Grinder GWS 24-300 J + SDS Professional:

The specialist tool for extremely deep cuts

- ▶ Up to 95 mm cutting depth – for working in steel and stone
- ▶ Comes as standard with a sturdy cutting guide for exact cutting
- ▶ Bow handle at the machine's centre of gravity ensures consistent weight distribution



Angle Grinder GWS 24-230 LVI Professional with dust extraction guard:

The powerful tool with the lowest weight

- ▶ Powerful 2400*-watt Champion motor and rotating bow handle
- ▶ Lowest weight in its class
- ▶ Vibration reduced by up to 50% thanks to Vibration Control main and auxiliary handles, for low-fatigue working


	GWS 24-300 J + SDS Professional	GWS 24-230 LVI Professional with dust extraction guard
Rated power input (W) *	2400	2400
Disc diameter (mm)	300	230
No-load speed (rpm)	5,000	6,500
Part number	110V 0601364360 240V 0601364370	110V 0601893H64 (without dust extraction guard) 240V 0601893H74 (without dust extraction guard) Dust extraction guard (accessory): 2 602 025 285

* 110V wattage may vary from those specified

Please note some models are only available as 220V Euro versions

More information about the professional blue power tools and accessories can be found at www.bosch-professional.com.





“When doing renovations, you have to drill a lot of holes for water connections. It’s all about working quickly and cleanly. The GTR 30 CE Professional with its fast work rate is ideal for this. It also sits comfortably in your hand.”

Bernard Rajkovic, master tiler

Tile working has never been easier: **Fast, precise and clean**

Tile working is precision work. To do it properly, you need tools with which you can work quickly and cleanly. Bosch has worked closely with tilers to develop a product range that is precisely tailored to meet these high requirements. For example: the Tile Router GTR 30 CE Professional. With its 30,000 revolutions per minute, it drills even the hardest fine stoneware or natural stone quickly, precisely and dry – for optimum work results.

-
- ▶ **Tile Router** P. 34
 - ▶ **Tile Dock** P. 34
 - ▶ **Angle Grinder** P. 35
 - ▶ **Cordless Multicutter** P. 35

Bosch tile router and tile dock. The Tile Router GTR 30 CE Professional with diamond core cutter achieves a speed of 30,000 rpm – for perfect holes and shaped cuts in all tiles. With the Tile Dock GTD 1 Professional, Bosch offers the ideal solution for quick and safe tile fixing.



**Clean work results at last –
Tile drilling with diamond core cutters**

The new diamond core cutters for tile working have a slot in the side. This leads to a cooling effect during drilling and makes it easier to remove the core – for clean and precise work results. Thanks to their vacuum-brazed diamond coating, they drill up to 40 holes per core cutter – even in the hardest material.



**NEW! Tile Router
GTR 30 CE Professional:**

The fastest way through any tile

- ▶ 30,000 rpm for effortless drilling through any tile (6–35 mm with diamond core cutter)
- ▶ Innovative diamond core cutters for fast work progress and long lifetime
- ▶ Clean work thanks to dry drilling and dust extraction



**NEW! Tile Dock
GTD 1 Professional:**

The clever solution for tile fixing

- ▶ Only 1 click to securely fix tiles of any size
- ▶ Suitable for any kind of tile working
- ▶ Easy transport thanks to low weight

	NEW! GTR 30 CE Professional	NEW! GTD 1 Professional
Rated power input (W) *	700	–
No-load speed (rpm)	15,000–30,000	–
Dimensions (mm)	–	531 x 85
Load bearing capacity (kg)	–	136
Weight (kg)	1.5	3.5
Part number	110V in carton 060160C061 240V in carton 060160C071	0 601 60C Z00
Part number with L-BOXX	110V in L-BOXX + accs 060160C060 240V in L-BOXX + accs 060160C060	

* 110V wattage may vary from those specified
More information about the professional blue power tools and accessories can be found at www.bosch-professional.com.

Professional tile working – for every work requirement. With the Angle Grinder GWS 7 Professional, Bosch offers a compact and powerful tool for cutting work. The GOP 10,8 V-Li Professional performs the finishing work without a cable – for perfect trimming, adjusting and repairing.

NEW! Angle Grinder GWS 7 Professional:

Slimmest grip circumference and powerful 720 watts

- Slimmest grip circumference (176 mm) compared to other angle grinders in its wattage class for particularly comfortable working
- Powerful 720-watt motor and weight of only 1.9 kg for continuous use

Cordless Multicutter GOP 10,8 V-Li Professional: Perfect trimming, adjusting, repairing

- Wide range of applications such as plunge cuts, flush sawing and sanding due to a comprehensive range of Bosch accessories
- Excellent handling due to compact design and weight of only 1 kg



Tile Dock GTD 1 Professional: Fix, mark, work

The mobile tile dock can be used to securely fix any tile in no time. No tilting, no wobbling, but professional work. It comes complete with templates to enable precise marking – for clean work results.



	NEW! GWS 7 Professional	GOP 10,8 V-Li Professional
Rated power input (W) *	720	–
Battery voltage (V)	–	10.8
Battery capacity (Ah)	–	1.3
No-load speed (rpm)	11,000	–
Oscillations (opm)	–	5,000–20,000
Weight (kg)	1.9	1.0 (including battery)
Part number	110V 0601388161 240V 0601388171 110V 0601388161 GWS 7-115	Body only 060185800C L-Boxx 0601858077 L-Boxx + accs 0601858078

* 110V wattage may vary from those specified

More information about the professional blue power tools and accessories can be found at www.bosch-professional.com.



Bosch Vibration Control: Less vibration, greater protection, more productivity

Bosch can tell you everything you need to know about vibration:

The legal EU directive 2002/44/EC has been in force across Europe since 2002 to protect professional tradesmen against avoidable health risks caused by vibration. Employers have to estimate the daily exposure to vibration of their employees and to reduce it if it exceeds a certain limit. **This directive is intended to protect employees** and sets two vibration exposure thresholds.

1. Action value: If a power tool has a vibration level of 2.5 m/s^2 or more, measures must be taken to reduce vibration.


2. Limit value: If a power tool exceeds the vibration level of 5 m/s^2 , the trigger time of the employee with this power tool must be reduced accordingly from eight hours per day.



What are the advantages of Bosch Vibration Control?

- ▶ Increased health protection
- ▶ No annoying and unpleasant sensations during work
- ▶ Less symptoms of fatigue
- ▶ Longer periods of work

GSH 5 CE Professional – Lowest vibration in its class



What is Bosch doing to protect the operator?

Bosch is a pioneer in the field of vibration reduction in power tools and was the first manufacturer to introduce vibration reduction in hammers as early as 2001: Bosch Vibration Control. For example, the GSH 5 CE Professional generates up to 40% less vibration than other hammers in this class. This additionally protects the health of the user and allows for considerably more convenient and comfortable working.

Calculate your vibration exposure with Bosch power tools at www.bosch-vibration-control.com

