










U.I. Lapp GmbH	<b>PRODUCT INFORMATION</b>	
<b>ÖLFLEX® HEAT 125 MC</b>		05.11.2015

Electron beam cross-linked cables for more demanding application requirements  
 For safety in areas with high density of people  
 Reduction of flame propagation, density and toxicity of smoke gases in event of fire  
 Minimises damage to buildings and equipment caused by the formation of toxic acid fumes in fires  
 Certified for maritime applications




-  Suitable for outdoor use
-  Flame-retardant
-  Single halogen-free cable
-  Cold-resistant
-  Mechanical resistance
-  Oil-resistant
-  Temperature-resistant
-  UV-resistant

#### Info

Substitutes previous ÖLFLEX® HEAT 145 MC  
 Improved characteristics in the event of a fire  
 GL - Germanischer Lloyd approved

Product Management	Document: LAPP_PRO224954EN.pdf	1 / 4
--------------------	--------------------------------	-------

U.I. Lapp GmbH	<b>PRODUCT INFORMATION</b>	
	<b>ÖLFLEX® HEAT 125 MC</b>	<b>05.11.2015</b>

### Application range

For the wiring and connection of lighting, heating appliances, control cabinets, and distributors in mechanical and plant engineering

For use in traffic regulation systems and outdoors

Coil winding, electromagnets, pumps, electrical systems

Heat treatment plants, pressure die casting, heating and cooling technology

For outdoor applications

### Product Make-up

Fine-wire, tinned-copper conductor

Electron beam cross-linked polyolefin copolymer insulation

Cores twisted in layers

Outer sheath: electron beam cross-linked polyolefin copolymer, black

### Norm references / Approvals

GL - Germanischer Lloyd approved

Based on EN 50525-3-21 and EN 50525-3-41

### Product features

Fire behaviour:

- Halogen-free (IEC 60754-1)

- No corrosive gases (IEC 60754-2)

- Low smoke density (IEC 61034-2)

- Flame-retardant (IEC 60332-1-2,

NF C 32-070 (C1) and

NF-F 16-101 (Class C))

- Low toxicity (EN 50305)

No flame-propagation according to IEC 60332-3-22, IEC 60332-3-24 and IEC 60332-3-25 (Flame spread on vertical cable bundle)

Oil-resistant acc. IEC 60227-1 (ST9) and EN 50264-1 (EM104)

UV-resistant according to ISO 4892-2

Ozone-resistant according to EN 50396

### Remark

Unless specified otherwise, the shown product values are nominal values. Detailed values (e.g. tolerances) are available upon request.

Copper price basis: EUR 150/100 kg. Refer to catalogue appendix T17 for the definition and calculation of copper-related surcharges.


Please find our standard lengths at: [www.lappkabel.de/en/cable-standardlengths](http://www.lappkabel.de/en/cable-standardlengths)

Packaging size: coil ≤ 30 kg or ≤ 250 m, otherwise drum

Please specify the preferred type of packaging (e.g. 1 x 500 m drum or 5 x 100 m coils).

Photographs are not to scale and do not represent detailed images of the respective products.

Product Management	Document: LAPP_PRO224954EN.pdf	2 / 4
--------------------	--------------------------------	-------

U.I. Lapp GmbH	<b>PRODUCT INFORMATION</b>	
	<b>ÖLFLEX® HEAT 125 MC</b>	<b>05.11.2015</b>

### Technical Data

Core identification code:	Up to 5 cores: colour-coded according to VDE 0293-308, refer to Appendix T9 From 6 cores: black with white numbers
Classification:	ETIM 5.0 Class-ID: EC001578 ETIM 5.0 Class-Description: Flexible cable
Conductor stranding:	Fine wire according to VDE 0295, class 5/IEC 60228 class 5
Minimum bending radius:	Occasional flexing: 15 x outer diameter Fixed installation: 4 x outer diameter
Nominal voltage:	Up to 1.0mm <sup>2</sup> U <sub>0</sub> /U 300/500 V From 1.5mm <sup>2</sup> U <sub>0</sub> /U 450/750 V 0.6/1kV from 1.5 mm <sup>2</sup> in the case of fixed and protected installation
Test voltage:	4000 V
Protective conductor:	G = with GN-YE protective conductor X = without protective conductor
Temperature range:	Occasional flexing: -35 °C to +120 °C Fixed installation: -55 °C to +125 °C Temporary (3.000h): up to +145 °C

Product Management	Document: LAPP_PRO224954EN.pdf	3 / 4
--------------------	--------------------------------	-------

## ÖLFLEX® HEAT 125 MC

05.11.2015

Part number	Number of cores and mm <sup>2</sup> per conductor	Outer diameter (mm)	Copper index (kg/km)	Weight (kg/km)
ÖLFLEX® HEAT 125 MC 300/500V				
1024300	2 X 0,5	6,0	9,6	38
1024301	3 G 0,5	6,3	14,4	46
1024307	2 X 0,75	6,4	14,4	40
1024308	3 G 0,75	6,8	21,6	53
1024309	4 G 0,75	7,4	28,8	69
1024310	5 G 0,75	8,3	36,0	86
1024311	7 G 0,75	9,0	50,0	127
1024315	2 X 1	6,6	19,2	50
1024316	3 G 1	7,0	28,8	67
1024317	4 G 1	7,8	38,4	87
1024318	5 G 1	8,6	48,0	107
1024319	7 G 1	9,5	67,0	152
1024320	12 G 1	12,8	115,0	221
ÖLFLEX® HEAT 125 MC 450/750V				
1024323	2 X 1,5	7,6	29,0	71
1024324	3 G 1,5	8,3	43,0	96
1024325	4 G 1,5	9,0	58,0	123
1024326	5 G 1,5	10,1	72,0	156
1024327	7 G 1,5	11,2	101,0	224
1024328	12 G 1,5	15,1	173,0	316
1024333	2 X 2,5	9,0	48,0	102
1024334	3 G 2,5	9,8	72,0	145
1024335	4 G 2,5	10,8	96,0	189
1024336	5 G 2,5	11,9	120,0	235
1024337	7 G 2,5	13,2	168,0	344
1024341	4 G 4	12,7	154,0	276
1024342	5 G 4	14,0	192,0	334
1024346	4 G 6	14,1	230,0	341
1024347	5 G 6	15,8	288,0	431