


SERIES 1080 - MINIATURE SNAP-ACTION SWITCH

T0 21 (8) A 250 V AC





PRODUCT FEATURES

- ◆ The precise mounting of the moving contact part (milled bearing blade) offers optimum snap-action even with slow actuation
- ◆ Wide range of ratings from 3 (1) A 250 V AC to 21 (8) A 250 V AC
- ◆ Versions with gold plated contacts for signal current applications
- ◆ Various auxiliary actuators, two suspension points

ON REQUEST















- ◆ Low operating forces (≤ 0.15 N)
- ◆ Customized additional actuators
- ◆ Plug terminal 4.8 x 0.5

Design	DIN 41635 A
Mechanical life endurance	2E6 (basic type 1080) 20E4 (basic type 1085)
Contact resistance (new condition)	< 100 mOhm (1 A 12 V DC)
Insulation resistance (new condition)	> 100 MOhm (500 V DC)
Proof tracking	250 PTI
Protection type	IP 40 (actuator side)
Ambient temperature	-40 °C ... +125 °C
Flammability	UL 94 V-0
Glow wire test temperature	850 °C
Material	actuator: PETP glass fiber-reinforced additional actuator: stainless steel housing: PA glass fiber-reinforced / PETP glass fiber-reinforced terminals: silver plated / CuZn
Bounce time	< 10 ms
Approval marks	
Suitable for appliances of protection class II under compliance with the installation conditions required on the equipment side	



SERIES 1080 - MINIATURE SNAP-ACTION SWITCH

TO 21 (8) A 250 V AC

	Normally closed contact (SPNC)		Normally open contact (SPNO)					Changeover switch (SPDT momentary)									
		1080.0464		1080.0440	1080.0539	1085.0342	1080.0585		1080.0103	1080.0203	1080.0304	1080.0403	1080.0903	1080.5906	1085.0103	1085.0403	1085.0375
																	
21 (8) A 250 V AC 1E4				●													
16 (8) A 250 V AC 1E4		●		●	●				●	●	●	●	●	●			
16 (4) A 250 V AC 5E4				●	●												
16 (4) A 250 V AC 25E3									●	●	●	●	●	●	●	●	
10 (4) A 250 V AC 25E3																	
6 (2) A 250 V AC 5E4																	
4 (4) A 250 V AC 5E4																	
3 (1) A 250 V AC 5E4																	
3 (1) A 250 V AC 25E3																	●
21 A 250 V AC 2 HP				●													
21 A 125 V AC 1 HP				●													
16 A 250 V AC 1/2 HP		●			●												
16 A 125 - 250 V AC 1/2 HP									●	●	●	●	●	●	●	●	
16 A 125 V AC 1/3 HP		●			●												
10 A 250 V AC 1/3 HP																	
10 A 125 V AC 1/8 HP																	
3 A 125 - 250 V AC																	●
Terminal type																	
Terminal description		6.3		6.3 straight	6.3 PITCH 5	standing	6.3 PITCH 5				standing	6.3	4.8x0.8	4.8x0.5 straight		6.3	standing
Contact material		Ag		Ag	Ag	Ag	Au		Ag	Ag	Ag	Ag	Ag	Ag	Ag	Ag	Au
Operating force in N		≤1.0		≤1.5	≤1.0	≤3.5	≤1.0		≤1.0	≤1.0	≤1.0	≤1.0	≤1.0	≤0.5	≤4.0	≤4.0	≤1.7
Operating position (OP) in mm		14.7±0.5		14.7±0.5	14.7±0.3	14.4±0.5	14.7±0.5		14.7±0.5	14.7±0.5	14.7±0.5	14.7±0.5	14.7±0.5	15.2±1.2	14.7±0.5	14.7±0.5	14.7±0.5
Difference travel max. in mm		0.3		0.3	0.3	0.8	0.3		0.3	0.3	0.3	0.3	0.3	0.7	0.3	0.3	0.3
Free position (FP) max. in mm		16.2		16.2	16.2	16.2	16.2		16.2	16.2	16.2	16.2	16.2	18.8	16.2	16.2	16.2
Permissible total travel position (TP) in mm		13.2		13.2	13.2	13.2	13.2		13.2	13.2	13.2	13.2	13.2	11.7	13.2	13.2	13.2
Actuator description		□		□	□	□	□		□	□	□	□	□		□	□	□
Lever drawing														L02			
Contact distance in mm		<3		<3	<3	>3	<3		<3	<3	<3	<3	<3	<3	<3	<3	<3
EN 60335 cap. 30 conform "G"		●			●		●										
Stock version																●	

ROCKER SWITCHES

PUSHBUTTON SWITCHES

TOGGLE SWITCHES

SLIDE SWITCHES

ROTARY SWITCHES

FOOT SWITCHES

FACT AND KEY SWITCHES

SNAP-ACTION SWITCHES

MICRO-SIGNAL SWITCHES

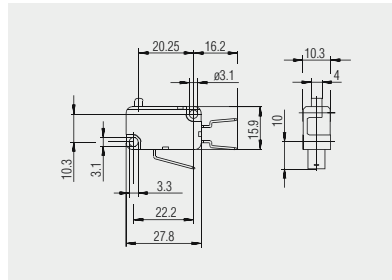
SENSORS

SERIES 1080 - MINIATURE SNAP-ACTION SWITCH

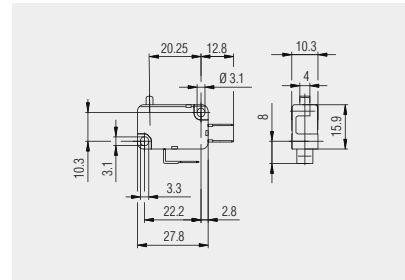
TO 21 (8) A 250 V AC



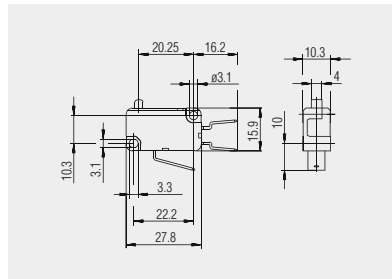
Terminal variants



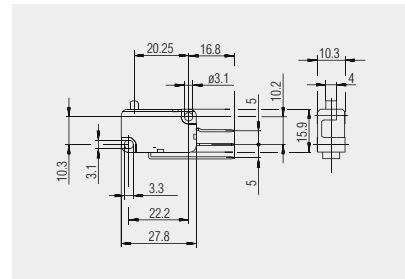
Quick-connect terminal 4.8 x 0.8



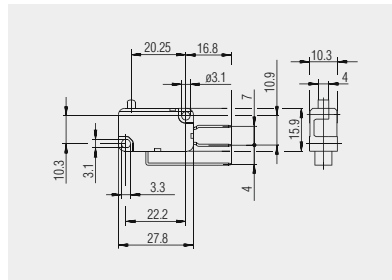
Quick-connect terminal 4.8 x 0.8 straight



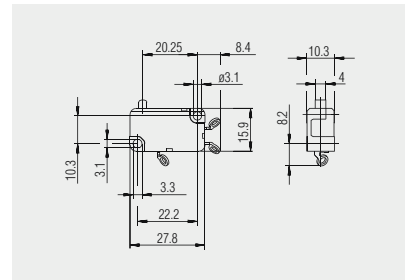
Quick-connect terminal 6.3 x 0.8



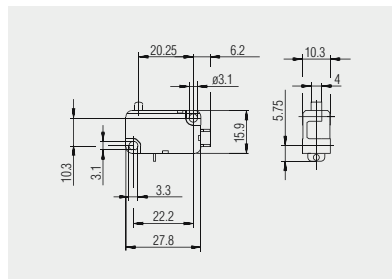
Quick-connect terminal 6.3 x 0.8 PITCH 5



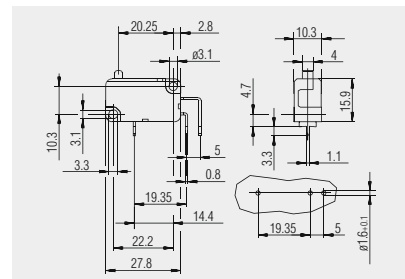
Quick-connect terminal 6.3 x 0.8 PITCH 7



Solder terminal



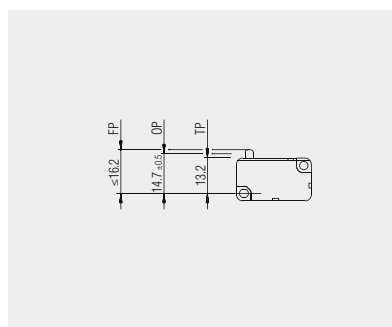
Short solder terminal



PCB terminal standing



Switching positions



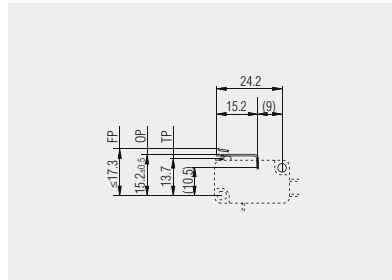
FP: free position
OP: operating position
TP: permissible total travel position

SERIES 1080 - MINIATURE SNAP-ACTION SWITCH

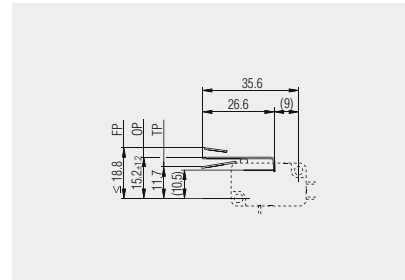
TO 21 (8) A 250 V AC



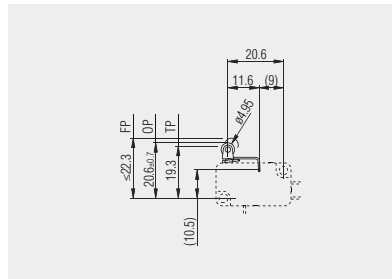
Auxiliary actuators



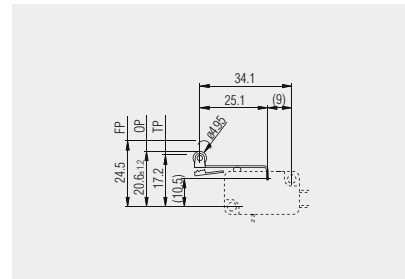
L01: straight lever
191.080.091



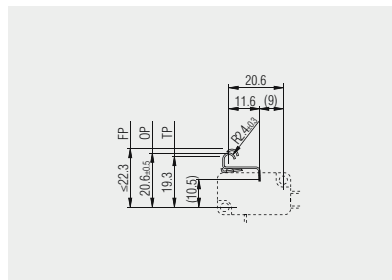
L02: straight lever
191.080.101



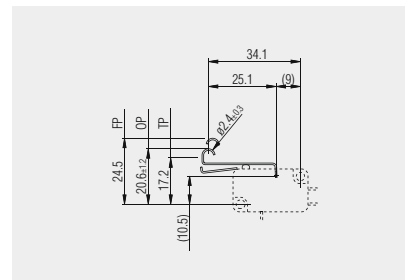
L11: roller lever
191.079.013



L12: roller lever
191.079.023



L21: simulated roller
191.080.451



L22: simulated roller
191.080.471

ROCKER SWITCHES

PUSHBUTTON SWITCHES

TOGGLE SWITCHES

SLIDE SWITCHES

ROTARY SWITCHES

FOOT SWITCHES

FACT AND KEY SWITCHES

SNAP-ACTION SWITCHES

MICRO-SIGNAL SWITCHES

SENSORS