



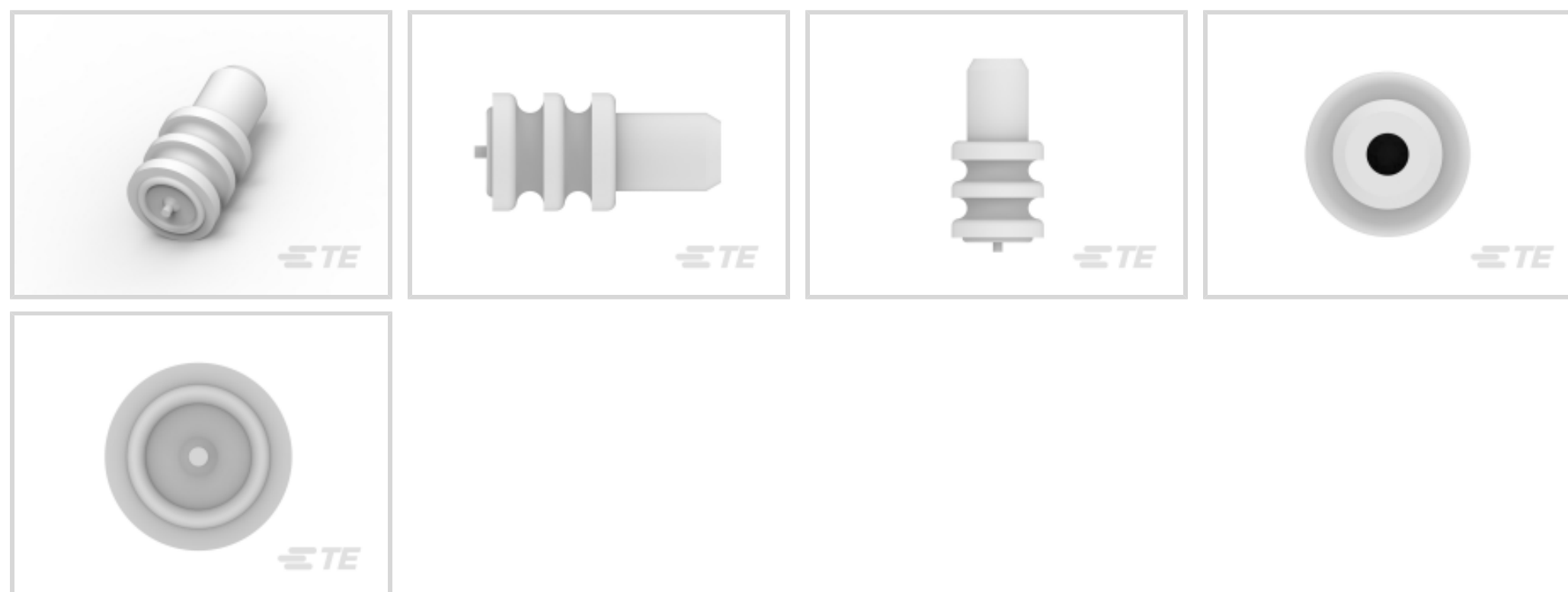
AMP | Timer Connector System

TE Internal #: 963531-2

Cavity Blanking Plug, Silicone, White, 3.6 mm [.142 in] Cavity Diameter, -40 – 130 °C [-40 – 266 °F] Operating Temperature, Timer Connector System

[View on TE.com >](#)

Connectors > Connector Accessories > Connector Seals & Cavity Plugs



Connector Seal & Plug Type: **Cavity Blanking Plug**

Primary Product Material: **Silicone**

Primary Product Color: **White**

Cavity Diameter: **3.6 mm [.142 in]**

Resistance to Hydrocarbons: **Poor**

Features

Product Type Features

Connector Seal & Plug Type	Cavity Blanking Plug
----------------------------	----------------------

Body Features

Primary Product Material	Silicone
Primary Product Color	White

Dimensions

Cavity Diameter	3.6 mm [.142 in]
-----------------	------------------

Usage Conditions

Operating Temperature (Max)	65 °C, 70 °C, 75 °C, 80 °C, 85 °C, 90 °C, 100 °C, 105 °C, 110 °C, 120 °C, 125 °C, 130 °C [149 °F][158 °F][167 °F][176 °F][185 °F][194 °F][212 °F][221 °F][230 °F][248 °F][257 °F][266 °F]
Operating Temperature Range	-40 – 130 °C [-40 – 266 °F]

Industry Standards

UL Flammability Rating	None
------------------------	------



Other

Resistance to Hydrocarbons	Poor
Shore A Hardness	50
Contains Lubricant	Yes

Product Compliance

[For compliance documentation, visit the product page on TE.com>](#)

EU RoHS Directive 2011/65/EU	Compliant
EU ELV Directive 2000/53/EC	Compliant
China RoHS 2 Directive MIIT Order No 32, 2016	No Restricted Materials Above Threshold
EU REACH Regulation (EC) No. 1907/2006	Current ECHA Candidate List: JAN 2024 (240) Candidate List Declared Against: JAN 2024 (240) Does not contain REACH SVHC
Halogen Content	Low Halogen - Br, Cl, F, I < 900 ppm per homogenous material. Also BFR/CFR/PVC Free
Solder Process Capability	Not applicable for solder process capability

Product Compliance Disclaimer

This information is provided based on reasonable inquiry of our suppliers and represents our current actual knowledge based on the information they provided. This information is subject to change. The part numbers that TE has identified as EU RoHS compliant have a maximum concentration of 0.1% by weight in homogenous materials for lead, hexavalent chromium, mercury, PBB, PBDE, DBP, BBP, DEHP, DIBP, and 0.01% for cadmium, or qualify for an exemption to these limits as defined in the Annexes of Directive 2011/65/EU (RoHS2). Finished electrical and electronic equipment products will be CE marked as required by Directive 2011/65/EU. Components may not be CE marked. Additionally, the part numbers that TE has identified as EU ELV compliant have a maximum concentration of 0.1% by weight in homogenous materials for lead, hexavalent chromium, and mercury, and 0.01% for cadmium, or qualify for an exemption to these limits as defined in the Annexes of Directive 2000/53/EC (ELV). Regarding the REACH Regulation, the information TE provides on SVHC in articles for this part number is based on the latest European Chemicals Agency (ECHA) 'Guidance on requirements for substances in articles' posted at this URL: <https://echa.europa.eu/guidance-documents/guidance-on-reach>


Compatible Parts



Also in the Series | Timer Connector System



Automotive Connector Caps & Covers (14)



Automotive Connector Locks & Position Assurance (15)



Automotive Housings (217)



Automotive Terminals (137)



Connector Seals & Cavity Plugs (31)




Crimp Terminal Housings (13)



Insertion & Extraction Tools (18)



Other Automotive Connector Accessories (1)



PCB Headers & Receptacles (77)



Quick Disconnects (4)

Customers Also Bought



TE Part #4-1703843-1
Heavy Duty Sealed Connector Series Housings



TE Part #W4SB-P012
Wedgelocks: DEUTSCH DT



TE Part #1742086-2
187 FASTON, FLAG, REC., 18-22 AWG, TPBR



TE Part #2112297-1
PROTECTION CAP, GROUP E, ASSY



TE Part #1670150-1
COVER MIXED, 90, NW8.5



TE Part #182485-4
FF 187 REC 0.5-1.5MM2 TPPB LP



Documents

Product Drawings

PLUG FOR CAVITY DIA3,6MM

English

CAD Files

3D PDF

3D

Customer View Model

[ENG_CVM_CVM_963531-2_D.2d_dxf.zip](#)

English

Customer View Model

[ENG_CVM_CVM_963531-2_D.3d_igs.zip](#)

English

Customer View Model

[ENG_CVM_CVM_963531-2_D.3d_stp.zip](#)

English

By downloading the CAD file I accept and agree to the [Terms and Conditions](#) of use.