Europe: +49 / 7731 8399 0 | Email: info@meder.com
USA: +1 / 508 295 0771 | Email: salesusa@meder.com
Asia: +852 / 2955 1682 | Email: salesasia@meder.com

Item No.:
1305190553
Item:
DIL05-1C90-53MHR

Dimensions mm[inch]
tolerances acc. to DIN ISO 2768-m
Toleranzen gem. DIN ISO 2768-m

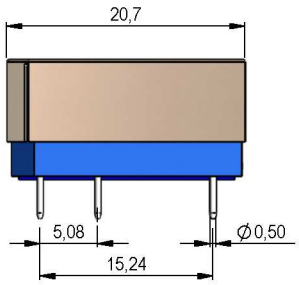

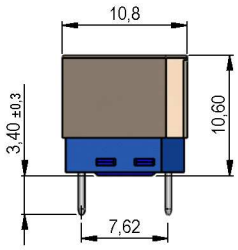

Layout
Top view
Draufsicht

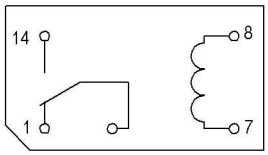

Isometric
Scale 1:1
Maßstab 1:1



Marking
according to EN60062/factory code
gem. EN60062/Fertigungsstätte

Coil Data at 20 °C	Conditions	Min	Typ	Max	Unit
Coil resistance		396	440	484	Ohm
Coil voltage			5		VDC
Rated power			56		mW
Pull-In voltage				3,7	VDC
Drop-Out voltage		0,75			VDC

Contact data 90	Conditions	Min	Typ	Max	Unit
Contact rating	Any DC combination of V & A not to exceed their individual max.'s			10	W
Switching voltage	DC or Peak AC/ with 40% overdrive			175	V
Switching current	DC or Peak AC/with 40% overdrive			0,5	A
Carry current	DC or Peak AC/ with 40% overdrive			1	A
Contact resistance static	Measured with 40% overdrive Start Value			150	mOhm
Insulation resistance	RH <45 %, 100 V test voltage	10			GOhm
Breakdown voltage	according to EN 60255-5	200			VDC
Operate time, incl. bounce	measured with 40% overdrive			0,7	ms
Release time	measured with no coil excitation			1,5	ms
Capacity	@ 10 kHz across open switch		1		pF

Special Product Data	Conditions	Min	Typ	Max	Unit
Number of contacts		1			
Contact - form		Form C - Changeover			
Dielectric Strength Coil/Contact	according to EN 60255-5	4,25			kV DC
Insulation resistance Coil/Contact	RH <45%, 200 VDC measuring voltage	10			GOhm
Case colour		blue			
Housing material		PBT glass fibre reinforced			
Sealing compound		Polyurethan			
Connection pins		Copper alloy tin plated			
Magnetic Shield		yes			
Reach / RoHS conformity		yes			

Downloaded from Arrow.com.

MEDER electronic
Products for tomorrow...

Europe: +49 / 7731 8399 0 | Email: info@meder.com
USA: +1 / 508 295 0771 | Email: salesusa@meder.com
Asia: +852 / 2955 1682 | Email: salesasia@meder.com

Item No.:
1305190553
Item:
DIL05-1C90-53MHR

Environmental data	Conditions	Min	Typ	Max	Unit
Shock	1/2 sine, duration 11ms, in 3 axis			50	g
Vibration	from 10 - 2000 Hz			20	g
Operating temperature		-20		70	°C
Storage temperature		-35		95	°C
Soldering temperature	wave soldering max. 5 sec.			260	°C
Washability		fully sealed			

General data	Conditions	Min	Typ	Max	Unit
Packaging		plastic tube a 25 pcs.			

Downloaded from Arrow.com.