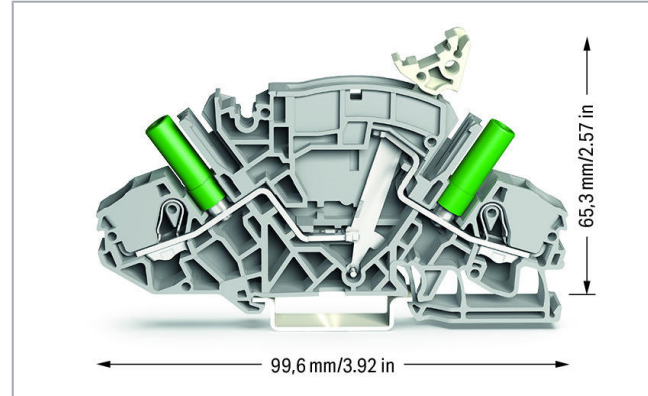
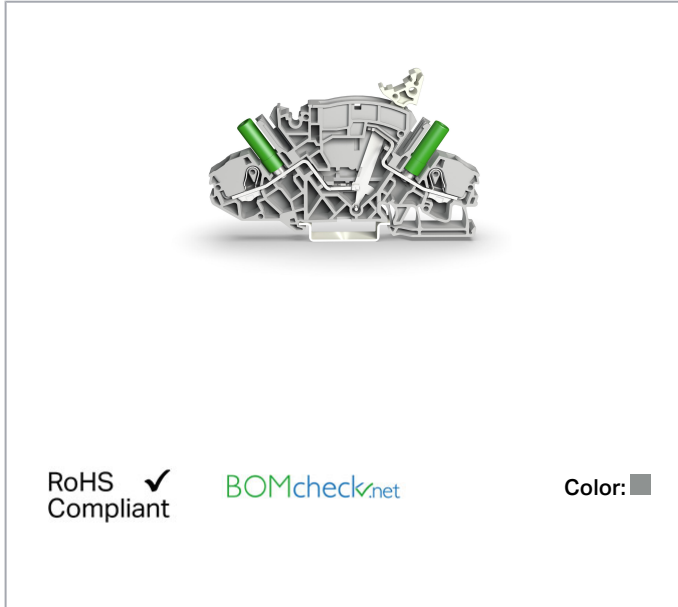


## Data sheet | Item number: 2007-8811/044-000

2-conductor disconnect/test terminal block; e.g., voltage transformer circuits; with touch-proof test sockets; for 4 mm Ø test plugs; for DIN-rail 35 x 15 and 35 x 7.5; 6 mm<sup>2</sup>; Push-in CAGE CLAMP®; 6,00 mm<sup>2</sup>; gray

[www.wago.com/2007-8811/044-000](http://www.wago.com/2007-8811/044-000)



### Data

#### Electrical data

#### Ratings per IEC/EN

Nominal voltage (III/3)	500 V
Rated surge voltage (III/3)	6 kV
Rated current	30 A
Legend (ratings)	(III / 3) ≙ Overvoltage category III / Pollution degree 3

#### Ratings per UL

Approvals per	UL 1059
Rated voltage UL (Use Group B)	300 V
Rated current UL (Use Group B)	30 A
Rated voltage UL (Use Group C)	300 V
Rated current UL (Use Group C)	30 A
Rated voltage UL (Use Group D)	300 V
Rated current UL (Use Group D)	10 A

Subject to changes. Please also observe the further product documentation!

WAGO Kontakttechnik GmbH & Co. KG  
Hansastr. 27  
32423 Minden  
Phone: +49571 887-0 | Fax: +49571 887-169  
Email: [info.de@wago.com](mailto:info.de@wago.com) | Web: [www.wago.com](http://www.wago.com)

Do you have any questions about our products?  
We are always happy to take your call at +49 (571) 887-44222.



## Ratings per CSA

Approvals per	C22.2 No 158
Rated voltage CSA (Use Group B)	300 V
Rated current CSA (Use Group B)	30 A
Rated voltage CSA (Use Group C)	300 V
Rated current CSA (Use Group C)	30 A
Rated voltage CSA (Use Group D)	300 V
Rated current CSA (Use Group D)	10 A

## Connection data

Connection technology	Push-in CAGE CLAMP®
Actuation type	Push-in Open Tool Slot
Connectable conductor materials	Copper
Nominal cross-section	6 mm <sup>2</sup>
Solid conductor	0.5 ... 10 mm <sup>2</sup> / 20 ... 8 AWG
Solid conductor; push-in termination	1 ... 10 mm <sup>2</sup> / 14 ... 8 AWG
Fine-stranded conductor	0.5 ... 10 mm <sup>2</sup> / 20 ... 8 AWG
Fine-stranded conductor; with insulated ferrule	2.5 ... 6 mm <sup>2</sup> / 16 ... 10 AWG
Fine-stranded conductor; with uninsulated ferrule	1.5 ... 6 mm <sup>2</sup> / 16 ... 10 AWG
Fine-stranded conductor; with ferrule; push-in termination	2.5 ... 6 mm <sup>2</sup> / 16 ... 10 AWG
Strip length	13 ... 15 mm / 0.51 ... 0.59 inch
Total number of connection points	2
Total number of potentials	2
Number of levels	1
Wiring type	Front-entry wiring
Number of jumper slots	2

## Physical data

Width	8 mm / 0.315 inch
Height	99.6 mm / 3.921 inch

## Mechanical data

Design	angled
Mounting type	DIN-35 rail
Marking level	Center/side marking

Subject to changes. Please also observe the further product documentation!

WAGO Kontakttechnik GmbH & Co. KG  
 Hansastr. 27  
 32423 Minden  
 Phone: +49571 887-0 | Fax: +49571 887-169  
 Email: [info.de@wago.com](mailto:info.de@wago.com) | Web: [www.wago.com](http://www.wago.com)

Do you have any questions about our products?  
 We are always happy to take your call at +49 (571) 887-44222.

## Material data




Color	gray
Insulation material	Polyamide (PA66)
Flammability class per UL94	V0
Weight	28.1 g

## Commercial data


Packaging type	BOX
Country of origin	CN
GTIN	4055143300278
Customs tariff number	85365080900

## Approvals / Certificates

### Country specific Approvals

Logo	Approval	Additional Approval Text	Certificate name
	CCA DEKRA Certification B.V.	EN 60947	2198208.01
	CCA DEKRA Certification B.V.	EN 60947	NTR NL-7323
	CSA DEKRA Certification B.V.	C22.2 No. 158	70009679

### Ship Approvals

Logo	Approval	Additional Approval Text	Certificate name
	DNV GL Det Norske Veritas, Germanischer Lloyd	-	TAE00001V2

### UL-Approvals

Logo	Approval	Additional Approval Text	Certificate name
------	----------	--------------------------	------------------

Subject to changes. Please also observe the further product documentation!







cURus  
UL International Germany GmbH

UL 1059

E45172









## Required accessories

### End plate

	<b>Item no.: 2007-8891</b> End and separator plate; 1.5 mm thick; without lock-out seal option; gray	<a href="http://www.wago.com/2007-8891">www.wago.com/2007-8891</a>
	<b>Item no.: 2007-8892</b> End and separator plate; 1.5 mm thick; without lock-out seal option; orange	<a href="http://www.wago.com/2007-8892">www.wago.com/2007-8892</a>
	<b>Item no.: 2007-8893</b> End and separator plate; 1.5 mm thick; with lock-out seal option; gray	<a href="http://www.wago.com/2007-8893">www.wago.com/2007-8893</a>
	<b>Item no.: 2007-8894</b> End and separator plate; 1.5 mm thick; with lock-out seal option; orange	<a href="http://www.wago.com/2007-8894">www.wago.com/2007-8894</a>

## Compatible products

### Carrier rail















	<b>Item no.: 210-112</b> Steel carrier rail; 35 x 7.5 mm; 1 mm thick; 2 m long; slotted; according to EN 60715; "Hole width 25 mm; silver-colored	<a href="http://www.wago.com/210-112">www.wago.com/210-112</a>
	<b>Item no.: 210-113</b> Steel carrier rail; 35 x 7.5 mm; 1 mm thick; 2 m long; unslotted; according to EN 60715; silver-colored	<a href="http://www.wago.com/210-113">www.wago.com/210-113</a>
	<b>Item no.: 210-114</b> Steel carrier rail; 35 x 15 mm; 1.5 mm thick; 2 m long; unslotted; similar to EN 60715; silver-colored	<a href="http://www.wago.com/210-114">www.wago.com/210-114</a>
	<b>Item no.: 210-115</b> Steel carrier rail; 35 x 7.5 mm; 1 mm thick; 2 m long; slotted; according to EN 60715; "Hole width 18 mm; silver-colored	<a href="http://www.wago.com/210-115">www.wago.com/210-115</a>
	<b>Item no.: 210-118</b> Steel carrier rail; 35 x 15 mm; 2.3 mm thick; 2 m long; unslotted; according to EN 60715; silver-colored	<a href="http://www.wago.com/210-118">www.wago.com/210-118</a>
	<b>Item no.: 210-196</b> Aluminum carrier rail; 35 x 8.2 mm; 1.6 mm thick; 2 m long; unslotted; similar to EN 60715; silver-colored	<a href="http://www.wago.com/210-196">www.wago.com/210-196</a>
	<b>Item no.: 210-197</b> Steel carrier rail; 35 x 15 mm; 1.5 mm thick; 2 m long; slotted; similar to EN 60715; silver-colored	<a href="http://www.wago.com/210-197">www.wago.com/210-197</a>
	<b>Item no.: 210-198</b> Copper carrier rail; 35 x 15 mm; 2.3 mm thick; 2 m long; unslotted; according to EN 60715; copper-colored	<a href="http://www.wago.com/210-198">www.wago.com/210-198</a>

### Marking accessories

Subject to changes. Please also observe the further product documentation!

WAGO Kontakttechnik GmbH & Co. KG  
Hansastr. 27  
32423 Minden  
Phone: +49571 887-0 | Fax: +49571 887-169  
Email: [info.de@wago.com](mailto:info.de@wago.com) | Web: [www.wago.com](http://www.wago.com)

Do you have any questions about our products?  
We are always happy to take your call at +49 (571) 887-44222.

	<b>Item no.: 2009-110</b> Marking strips; for Smart Printer; on reel; not stretchable; plain; snap-on type; white	<a href="http://www.wago.com/2009-110">www.wago.com/2009-110</a>
	<b>Item no.: 2009-115</b> WMB-Inline; for Smart Printer; 1500 pieces on roll; stretchable 5 - 5.2 mm; plain; snap-on type; white	<a href="http://www.wago.com/2009-115">www.wago.com/2009-115</a>
	<b>Item no.: 2009-115/000-002</b> WMB-Inline; for Smart Printer; 1500 pieces on roll; stretchable 5 - 5.2 mm; plain; snap-on type; yellow	<a href="http://www.wago.com/2009-115/000-002">www.wago.com/2009-115/000-002</a>
	<b>Item no.: 2009-115/000-006</b> WMB-Inline; for Smart Printer; 1500 pieces on roll; stretchable 5 - 5.2 mm; plain; snap-on type; blue	<a href="http://www.wago.com/2009-115/000-006">www.wago.com/2009-115/000-006</a>
	<b>Item no.: 2009-115/000-007</b> WMB-Inline; for Smart Printer; 1500 pieces on roll; stretchable 5 - 5.2 mm; plain; snap-on type; gray	<a href="http://www.wago.com/2009-115/000-007">www.wago.com/2009-115/000-007</a>
	<b>Item no.: 2009-115/000-012</b> WMB-Inline; for Smart Printer; 1500 pieces on roll; stretchable 5 - 5.2 mm; plain; snap-on type; orange	<a href="http://www.wago.com/2009-115/000-012">www.wago.com/2009-115/000-012</a>
	<b>Item no.: 2009-115/000-017</b> WMB-Inline; for Smart Printer; 1500 pieces on roll; stretchable 5 - 5.2 mm; plain; snap-on type; light green	<a href="http://www.wago.com/2009-115/000-017">www.wago.com/2009-115/000-017</a>
	<b>Item no.: 2009-115/000-023</b> WMB-Inline; for Smart Printer; 1500 pieces on roll; stretchable 5 - 5.2 mm; plain; snap-on type; green	<a href="http://www.wago.com/2009-115/000-023">www.wago.com/2009-115/000-023</a>
	<b>Item no.: 2009-115/000-024</b> WMB-Inline; for Smart Printer; 1500 pieces on roll; stretchable 5 - 5.2 mm; plain; snap-on type; violet	<a href="http://www.wago.com/2009-115/000-024">www.wago.com/2009-115/000-024</a>
	<b>Item no.: 2009-198</b> Adaptor; gray	<a href="http://www.wago.com/2009-198">www.wago.com/2009-198</a>
	<b>Item no.: 793-501</b> WMB marking card; as card; not stretchable; plain; snap-on type; white	<a href="http://www.wago.com/793-501">www.wago.com/793-501</a>
	<b>Item no.: 793-501/000-002</b> WMB marking card; as card; not stretchable; plain; snap-on type; yellow	<a href="http://www.wago.com/793-501/000-002">www.wago.com/793-501/000-002</a>
	<b>Item no.: 793-501/000-005</b> WMB marking card; as card; not stretchable; plain; snap-on type; red	<a href="http://www.wago.com/793-501/000-005">www.wago.com/793-501/000-005</a>
	<b>Item no.: 793-501/000-006</b> WMB marking card; as card; not stretchable; plain; snap-on type; blue	<a href="http://www.wago.com/793-501/000-006">www.wago.com/793-501/000-006</a>

Subject to changes. Please also observe the further product documentation!



**Item no.: 793-501/000-007**

WMB marking card; as card; not stretchable; plain; snap-on type; gray

[www.wago.com/793-501/000-007](http://www.wago.com/793-501/000-007)



**Item no.: 793-501/000-012**

WMB marking card; as card; not stretchable; plain; snap-on type; orange

[www.wago.com/793-501/000-012](http://www.wago.com/793-501/000-012)



**Item no.: 793-501/000-017**

WMB marking card; as card; not stretchable; plain; snap-on type; light green

[www.wago.com/793-501/000-017](http://www.wago.com/793-501/000-017)



**Item no.: 793-501/000-023**

WMB marking card; as card; not stretchable; plain; snap-on type; green

[www.wago.com/793-501/000-023](http://www.wago.com/793-501/000-023)



**Item no.: 793-501/000-024**

WMB marking card; as card; not stretchable; plain; snap-on type; violet

[www.wago.com/793-501/000-024](http://www.wago.com/793-501/000-024)

#### Protective Warning Marker



**Item no.: 2006-115**

Protective warning marker; with high-voltage symbol, black; for 5 terminal blocks; yellow

[www.wago.com/2006-115](http://www.wago.com/2006-115)

#### Locking lever



**Item no.: 210-254**

Interlocking link; mechanically locks multiple links; 1 m long; transparent

[www.wago.com/210-254](http://www.wago.com/210-254)



**Item no.: 282-881**

Locking cover; mechanically locks multiple links; 1-pole; transparent

[www.wago.com/282-881](http://www.wago.com/282-881)



**Item no.: 282-882**

Locking cover; mechanically locks multiple links; 2-pole; transparent

[www.wago.com/282-882](http://www.wago.com/282-882)



**Item no.: 282-883**

Locking cover; mechanically locks multiple links; 3-pole; transparent

[www.wago.com/282-883](http://www.wago.com/282-883)



**Item no.: 282-884**

Locking cover; mechanically locks multiple links; 4-pole; transparent

[www.wago.com/282-884](http://www.wago.com/282-884)



**Item no.: 282-885**

Locking cover; mechanically locks multiple links; 5-pole; transparent

[www.wago.com/282-885](http://www.wago.com/282-885)



**Item no.: 282-886**

Locking cover; mechanically locks multiple links; 6-pole; transparent

[www.wago.com/282-886](http://www.wago.com/282-886)



**Item no.: 282-887**

Locking cover; mechanically locks multiple links; 7-pole; transparent

[www.wago.com/282-887](http://www.wago.com/282-887)



**Item no.: 282-888**

Locking cover; mechanically locks multiple links; 8-pole; transparent

[www.wago.com/282-888](http://www.wago.com/282-888)

#### ferrule

Subject to changes. Please also observe the further product documentation!

WAGO Kontakttechnik GmbH & Co. KG

Hansastr. 27

32423 Minden

Phone: +49571 887-0 | Fax: +49571 887-169

Email: [info.de@wago.com](mailto:info.de@wago.com) | Web: [www.wago.com](http://www.wago.com)

Do you have any questions about our products?

We are always happy to take your call at +49 (571) 887-44222.

	<b>Item no.: 216-208</b> Ferrule; Sleeve for 6 mm <sup>2</sup> / AWG 10; insulated; electro-tin plated; electrolytic copper; gastight crimped; acc. to DIN 46228, Part 4/09.90; yellow	<a href="http://www.wago.com/216-208">www.wago.com/216-208</a>
	<b>Item no.: 216-262</b> Ferrule; Sleeve for 0.75 mm <sup>2</sup> / 18 AWG; insulated; electro-tin plated; electrolytic copper; gastight crimped; acc. to DIN 46228, Part 4/09.90; gray	<a href="http://www.wago.com/216-262">www.wago.com/216-262</a>
	<b>Item no.: 216-263</b> Ferrule; Sleeve for 1 mm <sup>2</sup> / AWG 18; insulated; electro-tin plated; electrolytic copper; gastight crimped; acc. to DIN 46228, Part 4/09.90; red	<a href="http://www.wago.com/216-263">www.wago.com/216-263</a>
	<b>Item no.: 216-264</b> Ferrule; Sleeve for 1.5 mm <sup>2</sup> / AWG 16; insulated; electro-tin plated; electrolytic copper; gastight crimped; acc. to DIN 46228, Part 4/09.90; black	<a href="http://www.wago.com/216-264">www.wago.com/216-264</a>
	<b>Item no.: 216-266</b> Ferrule; Sleeve for 2.5 mm <sup>2</sup> / AWG 14; insulated; electro-tin plated; electrolytic copper; gastight crimped; acc. to DIN 46228, Part 4/09.90; blue	<a href="http://www.wago.com/216-266">www.wago.com/216-266</a>
	<b>Item no.: 216-267</b> Ferrule; Sleeve for 4 mm <sup>2</sup> / AWG 12; insulated; electro-tin plated; electrolytic copper; gastight crimped; acc. to DIN 46228, Part 4/09.90; gray	<a href="http://www.wago.com/216-267">www.wago.com/216-267</a>
<b>tools</b>		
	<b>Item no.: 210-721</b> Operating tool; Blade: 5.5 x 0.8 mm; with a partially insulated shaft; multicoloured	<a href="http://www.wago.com/210-721">www.wago.com/210-721</a>
<b>Jumper</b>		
	<b>Item no.: 282-432</b> Jumper; 2-way; insulated; orange	<a href="http://www.wago.com/282-432">www.wago.com/282-432</a>
	<b>Item no.: 282-432/100-000</b> Jumper; 2-way; insulated; orange	<a href="http://www.wago.com/282-432/100-000">www.wago.com/282-432/100-000</a>
	<b>Item no.: 282-433</b> Jumper; 3-way; insulated; orange	<a href="http://www.wago.com/282-433">www.wago.com/282-433</a>
	<b>Item no.: 282-433/100-000</b> Jumper; 3-way; insulated; orange	<a href="http://www.wago.com/282-433/100-000">www.wago.com/282-433/100-000</a>
	<b>Item no.: 282-434</b> Jumper; 4-way; insulated; orange	<a href="http://www.wago.com/282-434">www.wago.com/282-434</a>
	<b>Item no.: 282-434/100-000</b> Jumper; 4-way; insulated; orange	<a href="http://www.wago.com/282-434/100-000">www.wago.com/282-434/100-000</a>
	<b>Item no.: 282-435</b> Jumper; 5-way; insulated; orange	<a href="http://www.wago.com/282-435">www.wago.com/282-435</a>
	<b>Item no.: 282-435/011-000</b> Jumper; insulated; orange	<a href="http://www.wago.com/282-435/011-000">www.wago.com/282-435/011-000</a>

Subject to changes. Please also observe the further product documentation!



**Item no.: 282-435/300-000**  
Jumper; insulated; orange

[www.wago.com/282-435/300-000](http://www.wago.com/282-435/300-000)



**Item no.: 282-435/301-000**  
Jumper; insulated; orange

[www.wago.com/282-435/301-000](http://www.wago.com/282-435/301-000)



**Item no.: 282-436**  
Jumper; 6-way; insulated; orange

[www.wago.com/282-436](http://www.wago.com/282-436)



**Item no.: 282-436/301-000**  
Jumper; insulated; orange

[www.wago.com/282-436/301-000](http://www.wago.com/282-436/301-000)



**Item no.: 282-436/304-000**  
Jumper; insulated; orange

[www.wago.com/282-436/304-000](http://www.wago.com/282-436/304-000)



**Item no.: 282-437**  
Jumper; 7-way; insulated; orange

[www.wago.com/282-437](http://www.wago.com/282-437)



**Item no.: 282-437/011-000**  
Jumper; insulated; orange

[www.wago.com/282-437/011-000](http://www.wago.com/282-437/011-000)



**Item no.: 282-437/012-000**  
Jumper; insulated; orange

[www.wago.com/282-437/012-000](http://www.wago.com/282-437/012-000)



**Item no.: 282-438**  
Jumper; 8-way; insulated; orange

[www.wago.com/282-438](http://www.wago.com/282-438)



**Item no.: 282-438/300-000**  
Jumper; insulated; orange

[www.wago.com/282-438/300-000](http://www.wago.com/282-438/300-000)



**Item no.: 282-438/301-000**  
Jumper; insulated; orange

[www.wago.com/282-438/301-000](http://www.wago.com/282-438/301-000)



**Item no.: 282-439**  
Jumper; 9-way; insulated; orange

[www.wago.com/282-439](http://www.wago.com/282-439)



**Item no.: 282-439/011-000**  
Jumper; insulated; orange

[www.wago.com/282-439/011-000](http://www.wago.com/282-439/011-000)



**Item no.: 282-440**  
Jumper; 10-way; insulated; orange

[www.wago.com/282-440](http://www.wago.com/282-440)

#### General accessories

Subject to changes. Please also observe the further product documentation!

WAGO Kontakttechnik GmbH & Co. KG  
Hansastr. 27  
32423 Minden  
Phone: +49571 887-0 | Fax: +49571 887-169  
Email: [info.de@wago.com](mailto:info.de@wago.com) | Web: [www.wago.com](http://www.wago.com)

Do you have any questions about our products?  
We are always happy to take your call at +49 (571) 887-44222.





Item no.: 2007-8899

Lock-out; for disconnect link; yellow

[www.wago.com/2007-8899](http://www.wago.com/2007-8899)

## Downloads

### Documentation

#### Additional Information

Technical explanations	3. 4. 2019	pdf 2.2 MB	Download
------------------------	------------	---------------	----------

## CAD/CAE-Data

### CAD data

2D/3D Models 2007-8811/044-000	URL	Download
--------------------------------	-----	----------

### CAE data

EPLAN Data Portal 2007-8811/044-000	URL	Download
-------------------------------------	-----	----------

WSCAD Universe 2007-8811/044-000	URL	Download
----------------------------------	-----	----------

ZUKEN Portal 2007-8811/044-000	URL	Download
--------------------------------	-----	----------

EPLAN Data Portal 2007-8811/044-000	URL	Download
-------------------------------------	-----	----------

WSCAD Universe 2007-8811/044-000	URL	Download
----------------------------------	-----	----------

## Environmental Product Compliance

### Compliance Search


Environmental Product Compliance 2007-8811/044-000	URL	Download
--	-----	----------

2-conductor disconnect/test terminal block; e.g., voltage transformer circuits; with touch-proof test sockets; for 4 mm Ø test plugs; for DIN-rail 35 x 15 and 35 x 7.5; 6 mm<sup>2</sup>; Push-in CAGE CLAMP®; 6,00 mm<sup>2</sup>; gray

## Installation Notes


### Conductor termination

Subject to changes. Please also observe the further product documentation!




All conductor types at a glance

### Commoning




Additional commoning option on the transformer side

### Safety



Lock-out prevents accidental operation of disconnect link.




Lock-out snaps into one of two notched positions.

### Locking system

Subject to changes. Please also observe the further product documentation!



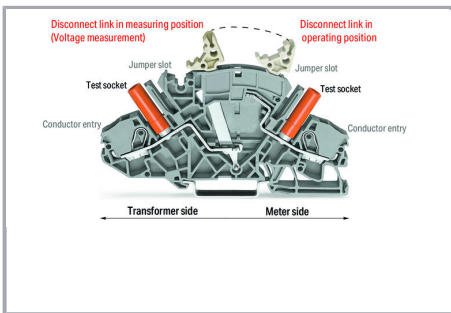
Using locking covers or profiles for adjacent terminal blocks allows disconnect links to be operated simultaneously.



A lock-out seal can be used on the disconnect link in operating position I when combined with an end and separator plate (2007-8893 or 2007-8894).

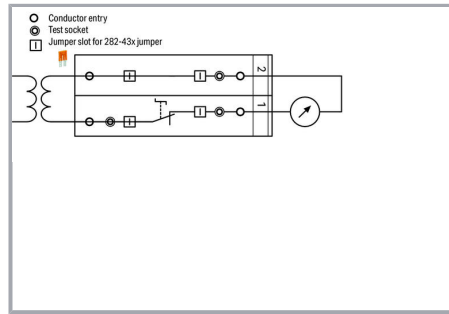



Interlocking link mechanically locks multiple links for multi-pole switching applications.



Disconnect/Test Terminal Block (2007-8811)

Subject to changes. Please also observe the further product documentation!



### Example for voltage transformer testing

### Measuring set for single-phase voltage transformer testing

Terminal blocks required:

1 x disconnect/test terminal block (2007-8811)

1 x through terminal block (2007-8801)


1 x end plate, orange (2007-8892)

In addition: locking cover, lock-out

Disconnecting the voltage transformer from the circuit: Move disconnect link from operating position to measurement position.

Voltage measurement: Connecting a measurement device via test socket on the meter side can only be performed after disconnection is complete (measuring point).

### Marking



Marking via WMB Multi markers or marking strips.

### Product family

#### TOPJOB® S

TOPJOB® S: In various industrial applications and modern building installations, WAGO's wide and versatile range of rail-mount terminal blocks provides more than just reliable electrical connections.

Subject to changes. Please also observe the further product documentation!



[Show all products from the family](#)

Subject to changes. Please also observe the further product documentation!

---

WAGO Kontakttechnik GmbH & Co. KG  
Hansastr. 27  
32423 Minden  
Phone: +49571 887-0 | Fax: +49571 887-169  
Email: [info.de@wago.com](mailto:info.de@wago.com) | Web: [www.wago.com](http://www.wago.com)

Do you have any questions about our products?  
We are always happy to take your call at +49 (571) 887-44222.