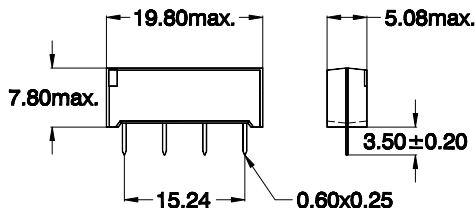
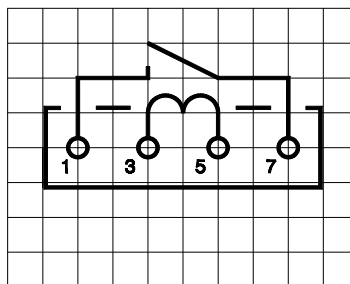


**dimensions** (tolerance  $\pm 0,1\text{mm}$ )

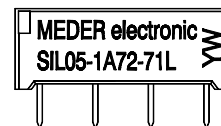


**layout 71L pitch 2,54 / top view**



**marking**

Type  
data-code EN 60062



coil data	condition	Min.	Typ.	Max.	unit
coil resistance	at 20°C	450		550	$\Omega$
nominal voltage			5,0		VDC
pull-in voltage				3,5	VDC
drop-out voltage		0,75			VDC
coil voltage	at 20°C			23,0	VDC
coil voltage	at 60°C			14,0	VDC
nominal power	determined with nominal voltage and rated current		50		mW

contact data 72 (Form A/Dry)					
contact material				Ruthenium	
rated power	each combination of the switching voltage and current must not exceed the given rated power			15	W
switching voltage				200	VDC
switching current				1,0	A
carry current				1,25	A
static contact resistance	initial values measured with $1,4 \times AT_{\text{pull-in}}$			150	m $\Omega$
Insulation resistance	RH $\Omega$ 45%	$10^{10}$			$\Omega$
breakdown voltage		250			VDC
capacitance	without test coil			0,3	pF

relay data					
insulation resistance coil-contact		$10^{11}$			$\Omega$
insulation voltage coil-contact		1,5			kVDC
shock	$\frac{1}{2}$ sine wave, duration 11ms			150	g
vibration	50 – 2000Hz			10	g
operate time including bounce	measured at $1,4 \times AT_{\text{pull-in}}$		0,5		ms
release time			0,1		ms

general data					
operating temperature		-20		70	°C
storing temperature		-35		95	°C
soldering temperature	10 sec. at			260	°C
cleaning				fully sealed	
material of case				mineral-filled epoxy	
material of pins				FeNi-alloy tinned	