


Test Adapter PAI-4 and Modular Test Connectors PS-...

The PAI-4 test adapter enables 4 mm \varnothing test connectors to make safe contact in the bridge shaft. The small external diameter of the test socket means that finger touch protected safety connectors can also be used.

With the PS-... modular test connectors and the DP PS... spacers, test adapters can be assembled individually. The measuring cables are connected to the test connector with a 1.5 mm² spring cage connection.

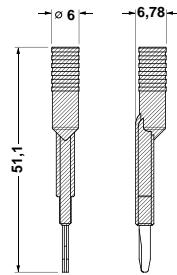


Test Adapter PAI 4



Technical data

Technical data	Type	Order No.	Pcs. Pkt.
Test adapter , for 4 mm \varnothing test connector PS and 4 mm \varnothing safety test connector, making contact in the bridge shaft	PAI 4	30 30 92 5	10



Test Adapter PS-ST



(IEC) [mm ²]	flexible stranded	AWG	I [A]	U [V]
Connection data	0.14-1	26-18	9*	250**

* Per contact

** For contamination class 2/ surge voltage category II.
Activate only in an off load state.

Technical data

Single test connector, for all ST and QT terminal blocks, 1,5 mm² „mini-spring“ spring cage connection, can be labeled with ZBFM 4

Modular test connector, for the individual assembly of test connector strips, 1.5 mm² „mini-spring“ spring cage connection, for ST 1,5... terminal blocks, can be labeled with ZBFM 4

Modular test connector, as above, however, for ST 2,5... terminal blocks, can be labeled with ZBFM 5

Modular test connector, as above, however, for ST 4... and QT terminal blocks, can be labeled with ZBFM 6

Modular test connector, as above, however, for ST 6... terminal blocks, can be labeled with ZBFM 8

Spacer plate for test connector, to skip single terminal blocks during the assembly of individual test connectors, 4.2 mm wide, can be labeled with ZBFM 4



Spacer plate for test connector, as above, however, 5.2 mm wide, can be labeled with ZBFM 5



Spacer plate for test connector, as above, however, 6.2 mm wide, can be labeled with ZBFM 6

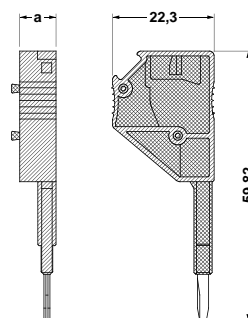


Spacer plate for test connector, as above, however, 8.2 mm wide, can be labeled with ZBFM 8



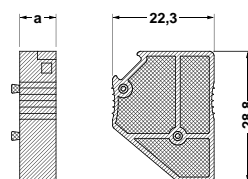
Type	Order No.	Pcs. Pkt.
PS-E	30 36 70 9	10
PS-4	30 30 97 0	10
PS-5	30 30 98 3	10
PS-6	30 30 99 6	10
PS-8	30 31 00 5	10
DP PS-4	30 36 71 2	10
DP PS-5	30 36 72 5	10
DP PS-6	30 36 73 8	10
DP PS-8	30 36 74 1	10

Dimensional drawing PS...



Width a in mm	
Type	
PS-E	4.2
PS-4	4.2
PS-5	5.2
PS-6	6.2
PS-8	8.2

Dimensional drawing DP-PS



Width a in mm	
Type	
DP PS-4	4.2
DP PS-5	5.2
DP PS-6	6.2
DP PS-8	8.2