

Distribution block - PTFIX 18X2,5-NS35 BK - 3273058

Please be informed that the data shown in this PDF Document is generated from our Online Catalog. Please find the complete data in the user's documentation. Our General Terms of Use for Downloads are valid (<http://phoenixcontact.com/download>)




Distribution block, Block with vertical alignment, connection method: Push-in connection, number of connections: 18, cross section: 0.14 mm² - 4 mm², AWG: 26 - 12, width: 28.6 mm, height: 28.7 mm, color: black, mounting type: NS 35/7,5, NS 35/15

The figure shows the product in gray

Why buy this product

- ✓ Time savings of up to 80%, thanks to ready-to-mount blocks without manual bridging
- ✓ Time-saving conductor connection, thanks to tool-free Push-in direct connection technology
- ✓ Clear wiring, thanks to eleven different color variants
- ✓ Flexible use, thanks to DIN rail mounting, direct mounting or adhesive mounting
- ✓ Space savings of up to 50% on the DIN rail, thanks to transverse mounting

Key Commercial Data

| | |
|--------------------------------------|---|
| Packing unit | 8 STK |
| Minimum order quantity | 8 STK |
| GTIN |  4 055626 390840 |
| GTIN | 4055626390840 |
| Weight per Piece (excluding packing) | 0.037 kg |
| Custom tariff number | 85369010 |
| Country of origin | Poland |
| Note | Made to Order (non-returnable) |

Technical data

General

| | |
|--|--|
| Note | The blocks can be bridged with one another via the conductor shaft. For corresponding plug-in bridges, see accessories |
| Number of levels | 1 |
| Number of connections | 18 |
| Potentials | 1 |
| Nominal cross section | 2.5 mm ² |
| Color | black |
| Insulating material | PA |
| Flammability rating according to UL 94 | V0 |

Distribution block - PTFIX 18X2,5-NS35 BK - 3273058

Technical data

General

| | |
|---|---|
| Rated surge voltage | 6 kV |
| Degree of pollution | 3 |
| Overvoltage category | III |
| Insulating material group | I |
| Maximum power dissipation for nominal condition | 0.77 W (the value is based on one connection block and is multiplied according to the pin assignment) |
| Maximum load current | 24 A |
| Nominal current I_N | 24 A |
| Nominal voltage U_N | 500 V |
| Open side panel | No |
| Shock protection test specification | DIN EN 50274 (VDE 0660-514):2002-11 |
| Back of the hand protection | guaranteed |
| Finger protection | guaranteed |
| Result of surge voltage test | Test passed |
| Surge voltage test setpoint | 9.8 kV |
| Result of power-frequency withstand voltage test | Test passed |
| Power frequency withstand voltage setpoint | 1.89 kV |
| Result of the test for mechanical stability of terminal points (5 x conductor connection) | Test passed |
| Result of bending test | Test passed |
| Bending test rotation speed | 10 rpm |
| Bending test turns | 135 |
| Bending test conductor cross section/weight | 0.14 mm ² / 0.2 kg |
| | 2.5 mm ² / 0.7 kg |
| | 4 mm ² / 0.9 kg |
| Tensile test result | Test passed |
| Conductor cross section tensile test | 0.14 mm ² |
| Tractive force setpoint | 10 N |
| Conductor cross section tensile test | 2.5 mm ² |
| Tractive force setpoint | 50 N |
| Conductor cross section tensile test | 4 mm ² |
| Tractive force setpoint | 60 N |
| Result of voltage-drop test | Test passed |
| Requirements, voltage drop | ≤ 3.2 mV |
| Result of temperature-rise test | Test passed |
| Short circuit stability result | Test passed |
| Conductor cross section short circuit testing | 2.5 mm ² |
| Short-time current | 0.3 kA |
| Conductor cross section short circuit testing | 4 mm ² |
| Short-time current | 0.48 kA |
| Result of aging test | Test passed |

Distribution block - PTFIX 18X2,5-NS35 BK - 3273058

Technical data

General

| | |
|---|--|
| Ageing test for screwless modular terminal block temperature cycles | 192 |
| Result of thermal test | Test passed |
| Proof of thermal characteristics (needle flame) effective duration | 30 s |
| Oscillation, broadband noise test result | Test passed |
| Test specification, oscillation, broadband noise | DIN EN 50155 (VDE 0115-200):2008-03 |
| Test spectrum | Service life test category 2, bogie-mounted |
| Test frequency | $f_1 = 5 \text{ Hz}$ to $f_2 = 250 \text{ Hz}$ |
| ASD level | $6.12 \text{ (m/s}^2\text{)}^2\text{/Hz}$ |
| Acceleration | 3.12 g |
| Test duration per axis | 5 h |
| Test directions | X-, Y- and Z-axis |
| Shock test result | Test passed |
| Test specification, shock test | DIN EN 50155 (VDE 0115-200):2008-03 |
| Shock form | Half-sine |
| Acceleration | 30g |
| Shock duration | 18 ms |
| Number of shocks per direction | 3 |
| Test directions | X-, Y- and Z-axis (pos. and neg.) |
| Relative insulation material temperature index (Elec., UL 746 B) | 130 °C |
| Temperature index of insulation material (DIN EN 60216-1 (VDE 0304-21)) | 130 °C |
| Static insulating material application in cold | -60 °C |
| Behavior in fire for rail vehicles (DIN 5510-2) | Test passed |
| Flame test method (DIN EN 60695-11-10) | V0 |
| Oxygen index (DIN EN ISO 4589-2) | >32 % |
| NF F16-101, NF F10-102 Class I | 2 |
| NF F16-101, NF F10-102 Class F | 2 |
| Surface flammability NFPA 130 (ASTM E 162) | passed |
| Specific optical density of smoke NFPA 130 (ASTM E 662) | passed |
| Smoke gas toxicity NFPA 130 (SMP 800C) | passed |
| Calorimetric heat release NFPA 130 (ASTM E 1354) | 28 MJ/kg |
| Fire protection for rail vehicles (DIN EN 45545-2) R22 | HL 1 - HL 3 |
| Fire protection for rail vehicles (DIN EN 45545-2) R23 | HL 1 - HL 3 |
| Fire protection for rail vehicles (DIN EN 45545-2) R24 | HL 1 - HL 3 |
| Fire protection for rail vehicles (DIN EN 45545-2) R26 | HL 1 - HL 3 |

Dimensions

| | |
|------------------|---------|
| Width | 28.6 mm |
| Length | 58.1 mm |
| Height | 28.7 mm |
| Height NS 35/7,5 | 32.1 mm |

Distribution block - PTFIX 18X2,5-NS35 BK - 3273058

Technical data

Dimensions

| | |
|-----------------|---------|
| Height NS 35/15 | 39.6 mm |
|-----------------|---------|

Connection data

| | |
|--|----------------------|
| Connection method | Push-in connection |
| Connection in acc. with standard | IEC 60947-7-1 |
| Conductor cross section solid min. | 0.14 mm ² |
| Conductor cross section solid max. | 4 mm ² |
| Conductor cross section AWG min. | 26 |
| Conductor cross section AWG max. | 12 |
| Conductor cross section flexible min. | 0.14 mm ² |
| Conductor cross section flexible max. | 2.5 mm ² |
| Min. AWG conductor cross section, flexible | 26 |
| Max. AWG conductor cross section, flexible | 14 |
| Conductor cross section flexible, with ferrule without plastic sleeve min. | 0.14 mm ² |
| Conductor cross section flexible, with ferrule without plastic sleeve max. | 2.5 mm ² |
| Conductor cross section flexible, with ferrule with plastic sleeve min. | 0.14 mm ² |
| Conductor cross section flexible, with ferrule with plastic sleeve max. | 2.5 mm ² |
| Stripping length | 8 mm ... 10 mm |
| Internal cylindrical gage | A3 |

Standards and Regulations

| | |
|--|---------------|
| Connection in acc. with standard | IEC 60947-7-1 |
| Flammability rating according to UL 94 | V0 |

Drawings

Circuit diagram



Classifications

eCl@ss

| | |
|------------|----------|
| eCl@ss 4.0 | 27141121 |
| eCl@ss 4.1 | 27141121 |
| eCl@ss 5.0 | 27141120 |
| eCl@ss 5.1 | 27141120 |
| eCl@ss 6.0 | 27141120 |
| eCl@ss 7.0 | 27141120 |
| eCl@ss 8.0 | 27141120 |
| eCl@ss 9.0 | 27141120 |

Distribution block - PTFIX 18X2,5-NS35 BK - 3273058

Classifications

ETIM

| | |
|----------|----------|
| ETIM 3.0 | EC000897 |
| ETIM 4.0 | EC000897 |
| ETIM 5.0 | EC000897 |
| ETIM 6.0 | EC000897 |

UNSPSC

| | |
|---------------|----------|
| UNSPSC 6.01 | 30211811 |
| UNSPSC 7.0901 | 39121410 |
| UNSPSC 11 | 39121410 |
| UNSPSC 12.01 | 39121410 |
| UNSPSC 13.2 | 39121410 |

Approvals


Approvals


Approvals

UL Recognized / cUL Recognized / cULus Recognized

Ex Approvals

Approval details

| | | | |
|----------------------------|---|---|--------------|
| UL Recognized |  | http://database.ul.com/cgi-bin/XYV/template/LISEXT/1FRAME/index.htm | FILE E 60425 |
| | B | C | D |
| mm ² /AWG/kcmil | 26-12 | 26-12 | 26-12 |
| Nominal current IN | 20 A | 20 A | 5 A |
| Nominal voltage UN | 300 V | 300 V | 600 V |

| | | | |
|----------------------------|---|---|--------------|
| cUL Recognized |  | http://database.ul.com/cgi-bin/XYV/template/LISEXT/1FRAME/index.htm | FILE E 60425 |
| | B | C | D |
| mm ² /AWG/kcmil | 26-12 | 26-12 | 26-12 |
| Nominal current IN | 20 A | 20 A | 5 A |
| Nominal voltage UN | 300 V | 300 V | 600 V |

Distribution block - PTFIX 18X2,5-NS35 BK - 3273058

Approvals

cULus Recognized



<http://database.ul.com/cgi-bin/XYV/template/LISEXT/1FRAME/index.htm>

Accessories

Accessories

DIN rail

DIN rail perforated - NS 35/ 7,5 PERF 2000MM - 0801733

DIN rail, material: steel galvanized and passivated with a thick layer, perforated, height 7.5 mm, width 35 mm, length: 2000 mm

DIN rail, unperforated - NS 35/ 7,5 UNPERF 2000MM - 0801681

DIN rail, material: Steel, unperforated, height 7.5 mm, width 35 mm, length: 2 m

DIN rail perforated - NS 35/ 7,5 WH PERF 2000MM - 1204119



DIN rail 35 mm (NS 35)

DIN rail - NS 35/ 7,5 WH UNPERF 2000MM - 1204122



DIN rail 35 mm (NS 35)

DIN rail, unperforated - NS 35/ 7,5 AL UNPERF 2000MM - 0801704

DIN rail, unperforated, Width: 35 mm, Height: 7.5 mm, Length: 2000 mm, Color: silver

Distribution block - PTFIX 18X2,5-NS35 BK - 3273058

Accessories

DIN rail perforated - NS 35/ 7,5 ZN PERF 2000MM - 1206421



DIN rail, material: Galvanized, perforated, height 7.5 mm, width 35 mm, length: 2 m

DIN rail, unperforated - NS 35/ 7,5 ZN UNPERF 2000MM - 1206434



DIN rail, material: Galvanized, unperforated, height 7.5 mm, width 35 mm, length: 2 m

DIN rail, unperforated - NS 35/ 7,5 CU UNPERF 2000MM - 0801762



DIN rail, material: Copper, unperforated, height 7.5 mm, width 35 mm, length: 2 m

End cap - NS 35/ 7,5 CAP - 1206560



DIN rail end piece, for DIN rail NS 35/7.5

DIN rail perforated - NS 35/15 PERF 2000MM - 1201730



DIN rail, material: steel galvanized and passivated with a thick layer, perforated, height 15 mm, width 35 mm, length: 2000 mm

Distribution block - PTFIX 18X2,5-NS35 BK - 3273058

Accessories

DIN rail, unperforated - NS 35/15 UNPERF 2000MM - 1201714



DIN rail, material: Steel, unperforated, height 15 mm, width 35 mm, length: 2 m

DIN rail perforated - NS 35/15 WH PERF 2000MM - 0806602



DIN rail 35 mm (NS 35)

DIN rail - NS 35/15 WH UNPERF 2000MM - 1204135



DIN rail 35 mm (NS 35)

DIN rail, unperforated - NS 35/15 AL UNPERF 2000MM - 1201756



DIN rail, deep drawn, high profile, unperforated, 1.5 mm thick, material: aluminum, height 15 mm, width 35 mm, length 2000 mm

DIN rail perforated - NS 35/15 ZN PERF 2000MM - 1206599



DIN rail, material: Galvanized, perforated, height 15 mm, width 35 mm, length: 2 m

Distribution block - PTFIX 18X2,5-NS35 BK - 3273058

Accessories

DIN rail, unperforated - NS 35/15 ZN UNPERF 2000MM - 1206586



DIN rail, material: Galvanized, unperforated, height 15 mm, width 35 mm, length: 2 m

DIN rail, unperforated - NS 35/15 CU UNPERF 2000MM - 1201895



DIN rail, material: Copper, unperforated, 1.5 mm thick, height 15 mm, width 35 mm, length: 2 m

End cap - NS 35/15 CAP - 1206573



DIN rail end piece, for DIN rail NS 35/15

Insulating sleeve

Insulating sleeve - MPS-IH WH - 0201663



Insulating sleeve, color: white

Insulating sleeve - MPS-IH RD - 0201676



Insulating sleeve, color: red

Distribution block - PTFIX 18X2,5-NS35 BK - 3273058

Accessories

Insulating sleeve - MPS-IH BU - 0201689



Insulating sleeve, color: blue

Insulating sleeve - MPS-IH YE - 0201692



Insulating sleeve, color: yellow

Insulating sleeve - MPS-IH GN - 0201702



Insulating sleeve, color: green

Insulating sleeve - MPS-IH GY - 0201728



Insulating sleeve, color: gray

Insulating sleeve - MPS-IH BK - 0201731



Insulating sleeve, color: black

Jumper

Distribution block - PTFIX 18X2,5-NS35 BK - 3273058

Accessories

Plug-in bridge - FBS 2-5 - 3030161



Plug-in bridge, pitch: 5.2 mm, length: 22.7 mm, width: 9 mm, number of positions: 2, color: red

Plug-in bridge - FBS 2-5 GN - 3032143



Plug-in bridge, pitch: 5.2 mm, number of positions: 2, color: green

Plug-in bridge - FBS 2-5 BU - 3036877



Plug-in bridge, pitch: 5.2 mm, number of positions: 2, color: blue

Plug-in bridge - FBS 2-5 GY - 3038969



Plug-in bridge, pitch: 5.2 mm, number of positions: 2, color: gray

Labeled terminal marker

Marker card - SK 5/3,8:FORTL.ZAHLEN - 0804183



Marker card, Card, white, labeled, Horizontal: Consecutive numbers 1 - 10, 11 - 20, etc. up to 91 - (99)100, Mounting type: adhesive, for terminal block width: 5 mm, Lettering field: 5 x 3.8 mm

Distribution block - PTFIX 18X2,5-NS35 BK - 3273058

Accessories

Marker card - SK 3,8 REEL P5 WH CUS - 0825124



Marker card, can be ordered: By card, white, labeled according to customer specifications, Mounting type: adhesive, for terminal block width: 5 mm, Lettering field: continuous x 3.8 mm

Marker carriers

Terminal strip marker carrier - KLM 2 - 0807575



Terminal strip marker carrier, gray, unlabeled, Mounting type: Plug in, Lettering field: 20 mm x 8 mm

Terminal strip marker carrier - KLM 3-L - 0814788



Terminal strip marker carrier, height-adjustable, for end brackets CLIPFIX 15, CLIPFIX 35 and CLIPFIX 35-5, can be labeled with BMK...20 x 8 labels, or directly with the M-PEN or X-PEN

Screwdriver tools

Screwdriver - SZF 1-0,6X3,5 - 1204517



Actuation tool, for ST terminal blocks, also suitable for use as a bladed screwdriver, size: 0.6 x 3.5 x 100 mm, 2-component grip, with non-slip grip

Terminal marking

Marking foil for zack marker strip - TML (EX3,8)R - 0801837



Marking foil for zack marker strip, Roll, white, unlabeled, can be labeled with: THERMOMARK ROLL, THERMOMARK ROLL X1, THERMOMARK ROLLMASTER 300/600, THERMOMARK X1.2, THERMOMARK S1.1, Mounting type: adhesive, for terminal block width: 30000 mm, Lettering field: 30,000 x 3.8 mm

Distribution block - PTFIX 18X2,5-NS35 BK - 3273058

Accessories

Marking foil for zack marker strip - TML (104X3,8)R - 0801833



Marking foil for zack marker strip, Roll, white, unlabeled, can be labeled with: THERMOMARK ROLL, THERMOMARK ROLL X1, THERMOMARK ROLLMASTER 300/600, THERMOMARK X1.2, THERMOMARK S1.1, Mounting type: adhesive, for terminal block width: 104 mm, Lettering field: 104 x 3.8 mm

Test plug terminal block

Test plugs - MPS-MT SN - 3212251



Test plugs, with solder connection up to 1 mm² conductor cross section, tin-plated surface, color: silver

Test plugs - MPS-MT - 0201744



Test plugs, with solder connection up to 1 mm² conductor cross section, color: silver

Test socket

Test adapter - PAI-4-N GY - 3032871



4 mm test adapter, for terminal blocks with 5.2 mm, 6.2 mm and 8.2 mm pitch

Test plugs - MPS-MT 1-S - 1944372



Test plugs, consisting of Ø 1 mm test pin, 150 mm conductor length, and Ø 2 mm socket

