

1217050-1 ✓ ACTIVE

FASTON | FASTON 187

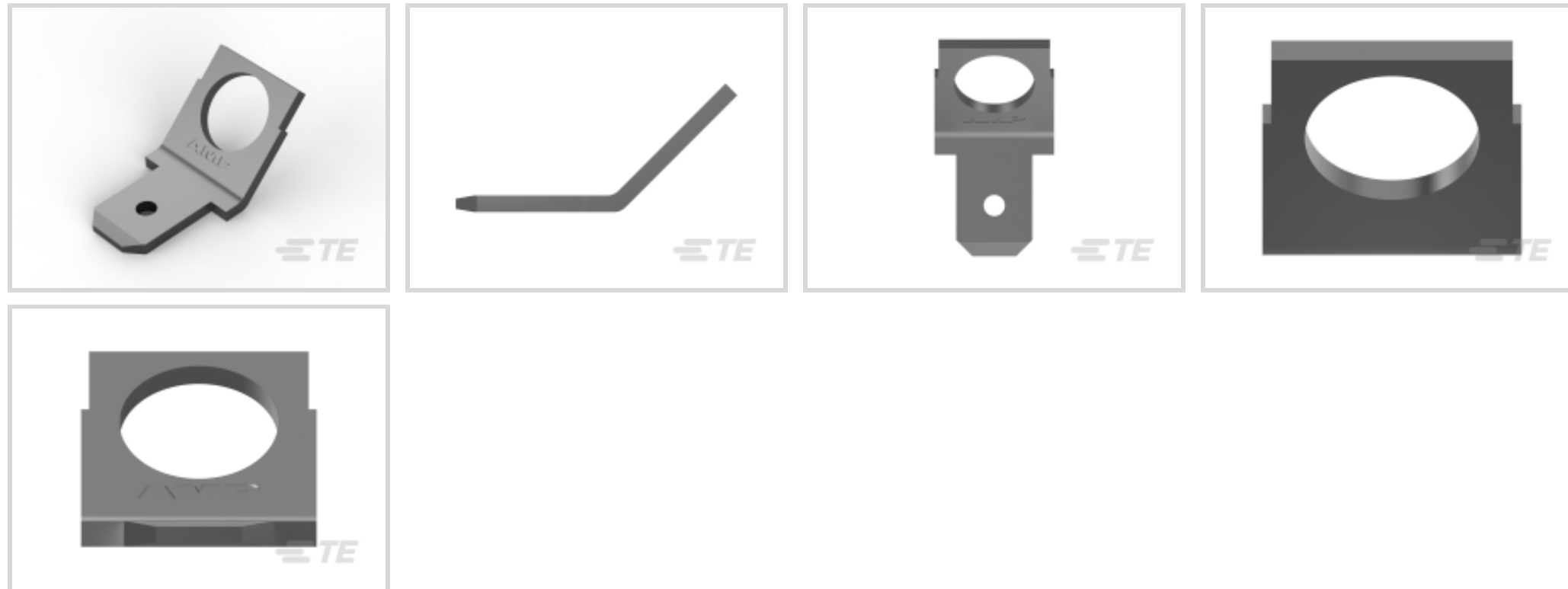
TE Internal #: 1217050-1

PCB Terminals, Tab, Mating Tab Width .187 in [4.75 mm], Through Hole - Screw, Tin Plating, None, Bag, Terminates To Printed Circuit Board, FASTON 187

[View on TE.com >](#)



Terminals & Splices > PCB Terminals



PCB Terminal Type: **Tab**

Mating Tab Width: **4.75 mm [.187 in]**

Mating Tab Thickness: **.81 mm [.032 in]**

Termination Method to Printed Circuit Board: **Through Hole - Screw**

Terminal Plating Material: **Tin**

Features

Product Type Features

Terminal Features	Stud Hole
-------------------	-----------

Contact Features

PCB Contact Termination Area Plating Material Thickness	1.01 μm [40 μin]
Contact Mating Area Plating Material Thickness	1.01 μm [40 μin]
PCB Terminal Type	Tab
Mating Tab Width	4.75 mm[.187 in]
Mating Tab Thickness	.81 mm[.032 in]
Terminal Plating Material	Tin
Contact Underplating Material	None
Terminal Size	4.75
Terminal Orientation	45 Bend

Termination Features

Termination Method to Printed Circuit Board	Through Hole - Screw
Product Terminates To	Printed Circuit Board



Dimensions

Stud Diameter	5.05 mm[.2 in]
---------------	----------------

Usage Conditions

Insulation Option	Uninsulated
Operating Temperature Range	-40 – 105 °C[-40 – 221 °F]

Packaging Features

Packaging Quantity	1000
Packaging Method	Bag

Product Compliance

[For compliance documentation, visit the product page on TE.com>](#)

EU RoHS Directive 2011/65/EU	Compliant
EU ELV Directive 2000/53/EC	Compliant
China RoHS 2 Directive MIIT Order No 32, 2016	No Restricted Materials Above Threshold
EU REACH Regulation (EC) No. 1907/2006	Current ECHA Candidate List: JAN 2024 (240) Candidate List Declared Against: JAN 2024 (240) Does not contain REACH SVHC
Halogen Content	Low Halogen - Br, Cl, F, I < 900 ppm per homogenous material. Also BFR/CFR/PVC Free
Solder Process Capability	Not applicable for solder process capability



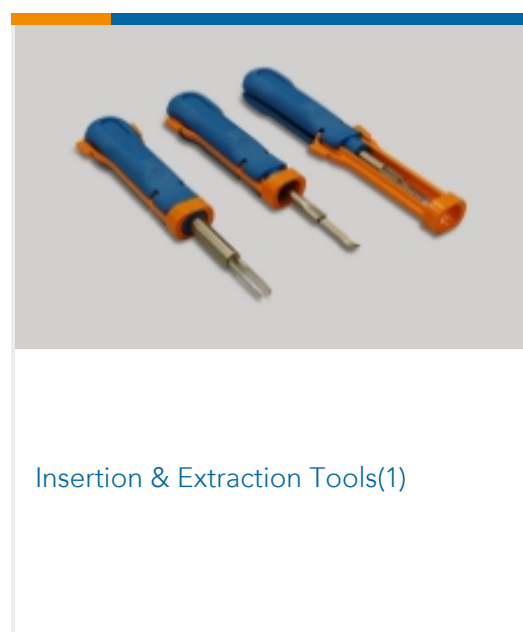
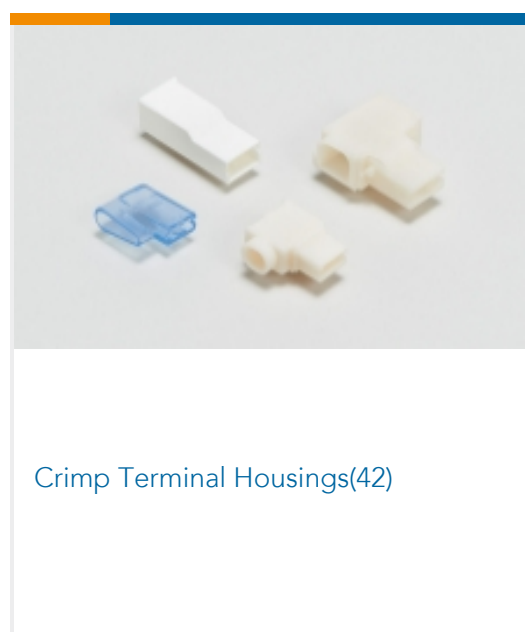
Product Compliance Disclaimer

This information is provided based on reasonable inquiry of our suppliers and represents our current actual knowledge based on the information they provided. This information is subject to change. The part numbers that TE has identified as EU RoHS compliant have a maximum concentration of 0.1% by weight in homogenous materials for lead, hexavalent chromium, mercury, PBB, PBDE, DBP, BBP, DEHP, DIBP, and 0.01% for cadmium, or qualify for an exemption to these limits as defined in the Annexes of Directive 2011/65/EU (RoHS2). Finished electrical and electronic equipment products will be CE marked as required by Directive 2011/65/EU. Components may not be CE marked. Additionally, the part numbers that TE has identified as EU ELV compliant have a maximum concentration of 0.1% by weight in homogenous materials for lead, hexavalent chromium, and mercury, and 0.01% for cadmium, or qualify for an exemption to these limits as defined in the Annexes of Directive 2000/53/EC (ELV). Regarding the REACH Regulation, the information TE provides on SVHC in articles for this part number is based on the latest European Chemicals Agency (ECHA) 'Guidance on requirements for substances in articles' posted at this URL: <https://echa.europa.eu/guidance-documents/guidance-on-reach>

Compatible Parts



Also in the Series | **FASTON 187**





Quick Disconnects(209)



Splices(1)

Customers Also Bought



TE Part #61499-1
250 FASTON TAB TPBR



TE Part #280755-4
FF 375 REC 6-10MM2 TPPB



TE Part #61365-1
250 FASTON TAB TPBR



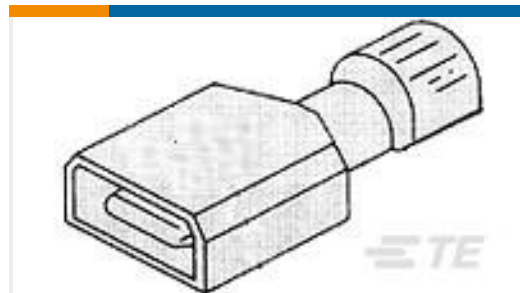
TE Part #61863-2
RING CRIMP 18-14 AWG TPBR



TE Part #8-33457-1
TERMINAL, SOLIS R 12-10 10



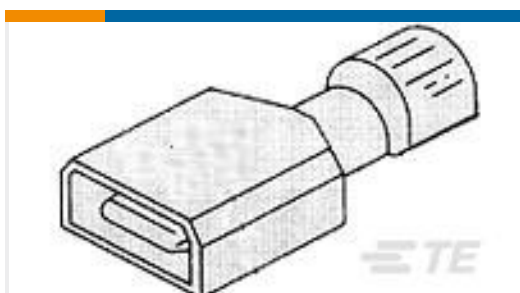
TE Part #323062
TERMINAL, SOLIS R HR 12-10 10



TE Part #2-521144-2
ULTRA-FAST 250 ASY TAB 22-18 TPBR



TE Part #58628-1
PROCRIMP T&D 26-14 ULTRAFast



TE Part #4-521098-2
ULTRA-FAST 250 ASSEMBLY 12-10
AWG TPBR

Documents

Product Drawings

[187 FASTON, TAB, TPBR](#)

English

CAD Files

[3D PDF](#)

[3D](#)

Customer View Model

[ENG_CVM_CVM_1217050-1_D.2d_dxf.zip](#)

1217050-1

PCB Terminals, Tab, Mating Tab Width .187 in [4.75 mm], Through Hole - Screw, Tin Plating, None, Bag, Terminates To Printed Circuit Board, FASTON 187



English

Customer View Model

[ENG_CVM_CVM_1217050-1_D.3d_igs.zip](#)

English

Customer View Model

[ENG_CVM_CVM_1217050-1_D.3d_stp.zip](#)

English

By downloading the CAD file I accept and agree to the [Terms and Conditions](#) of use.