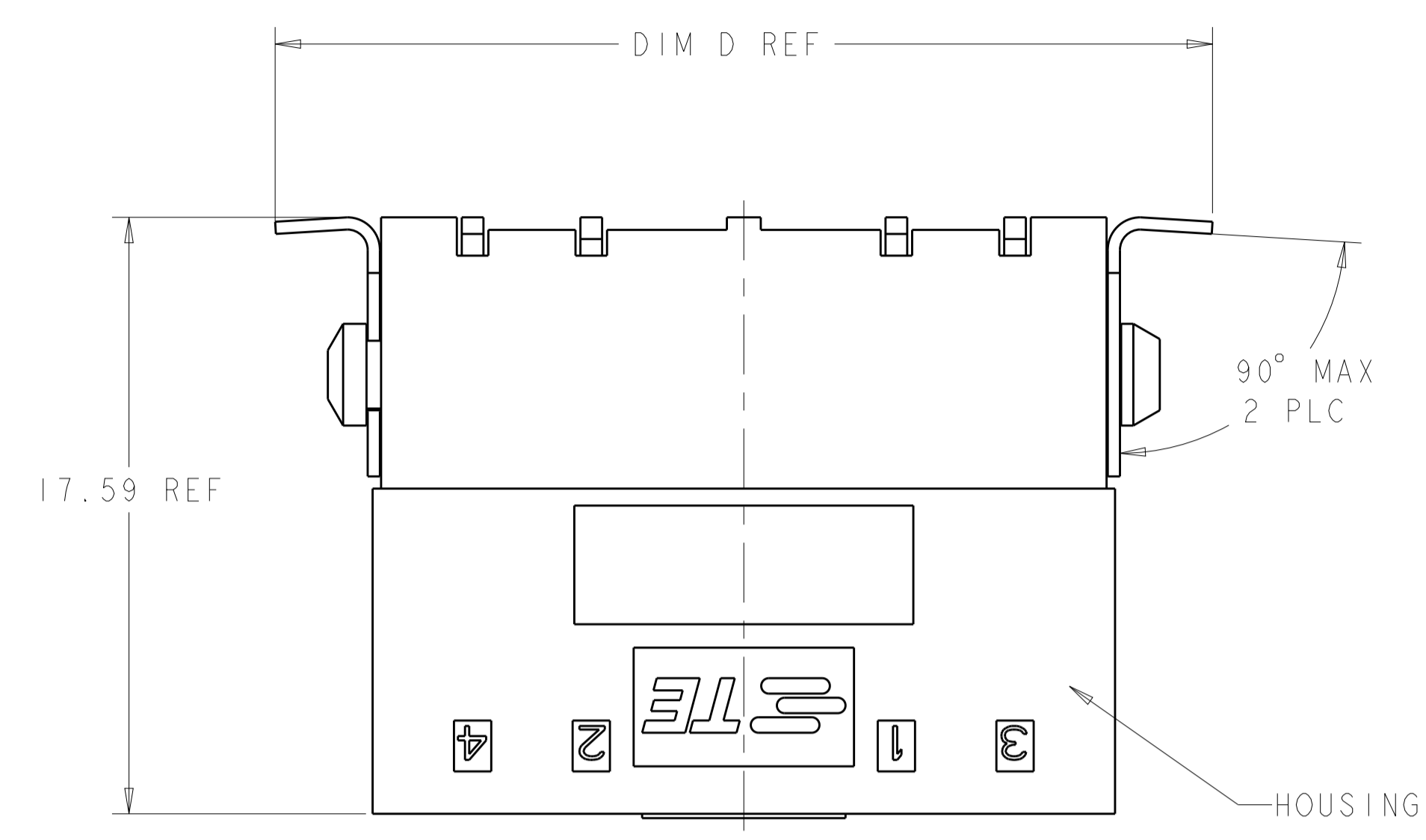
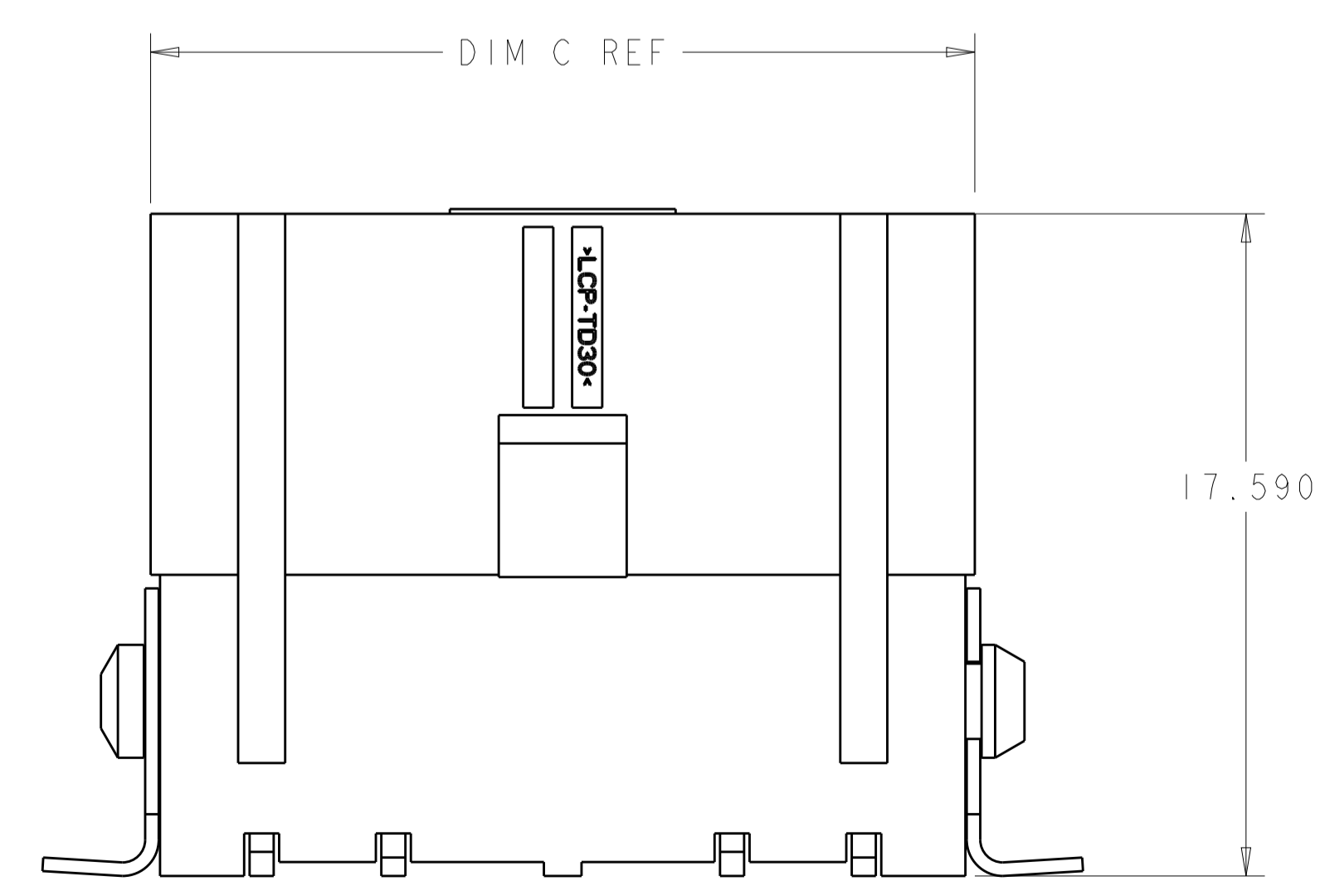
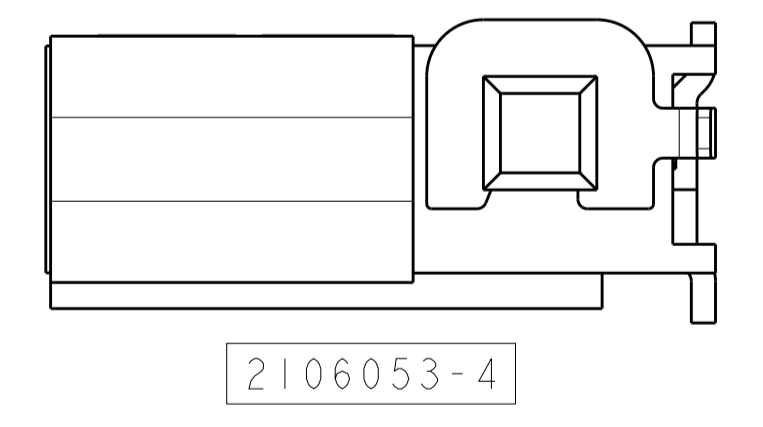
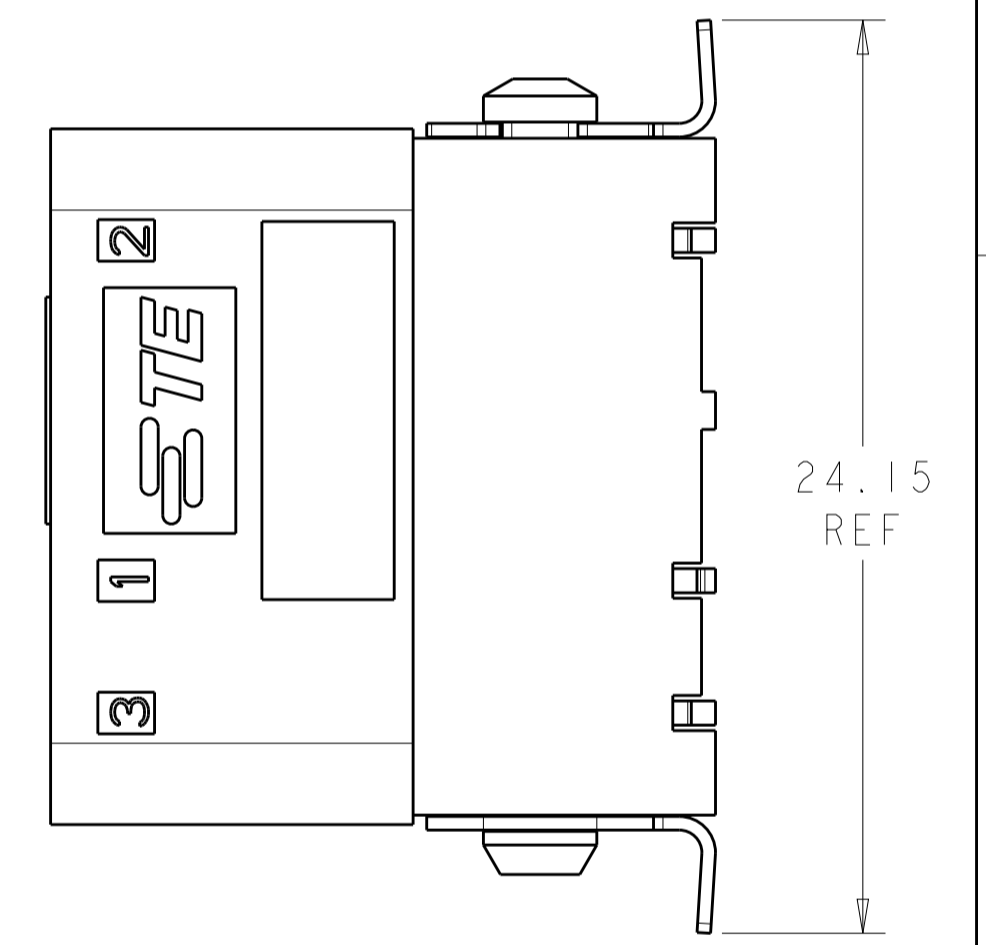
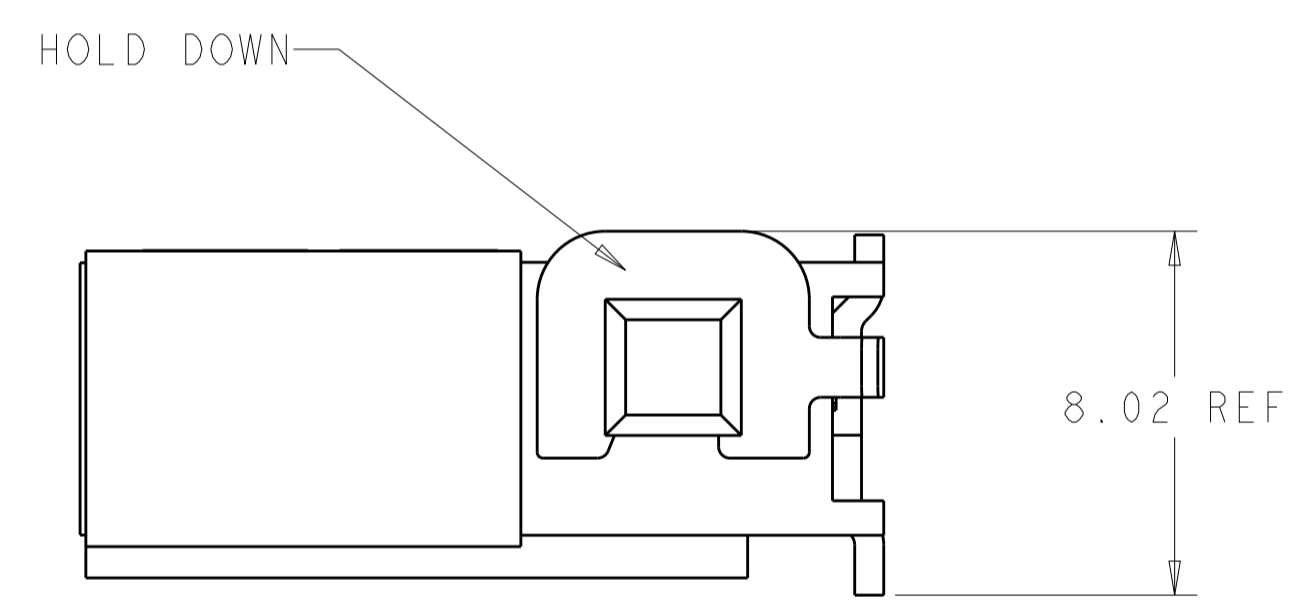
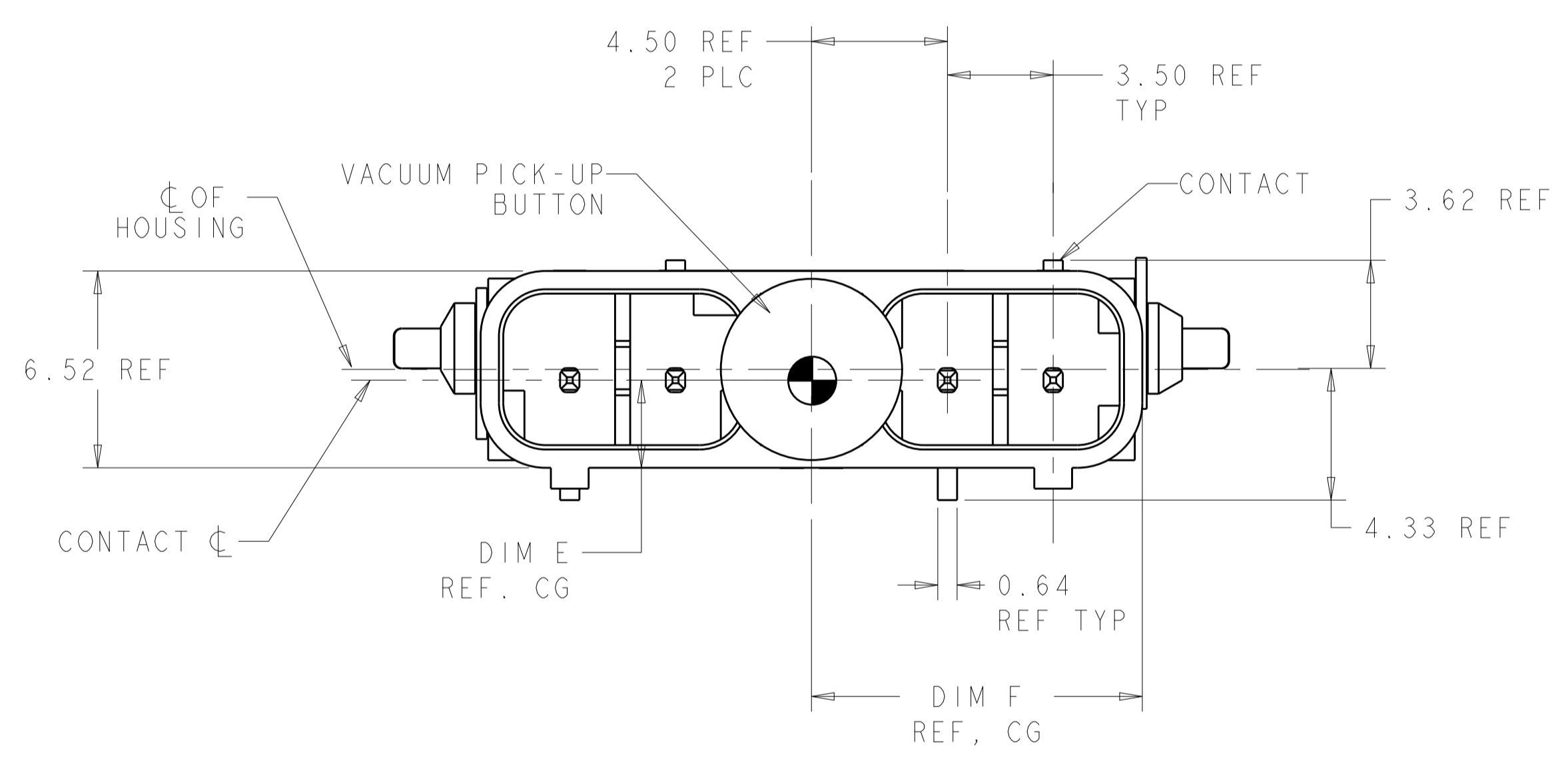
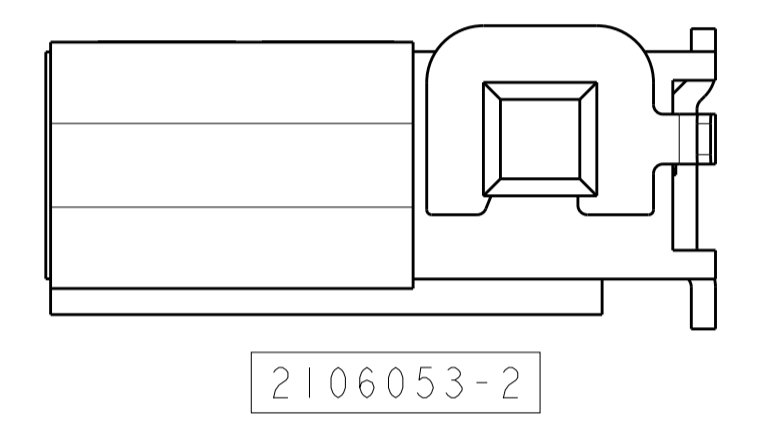
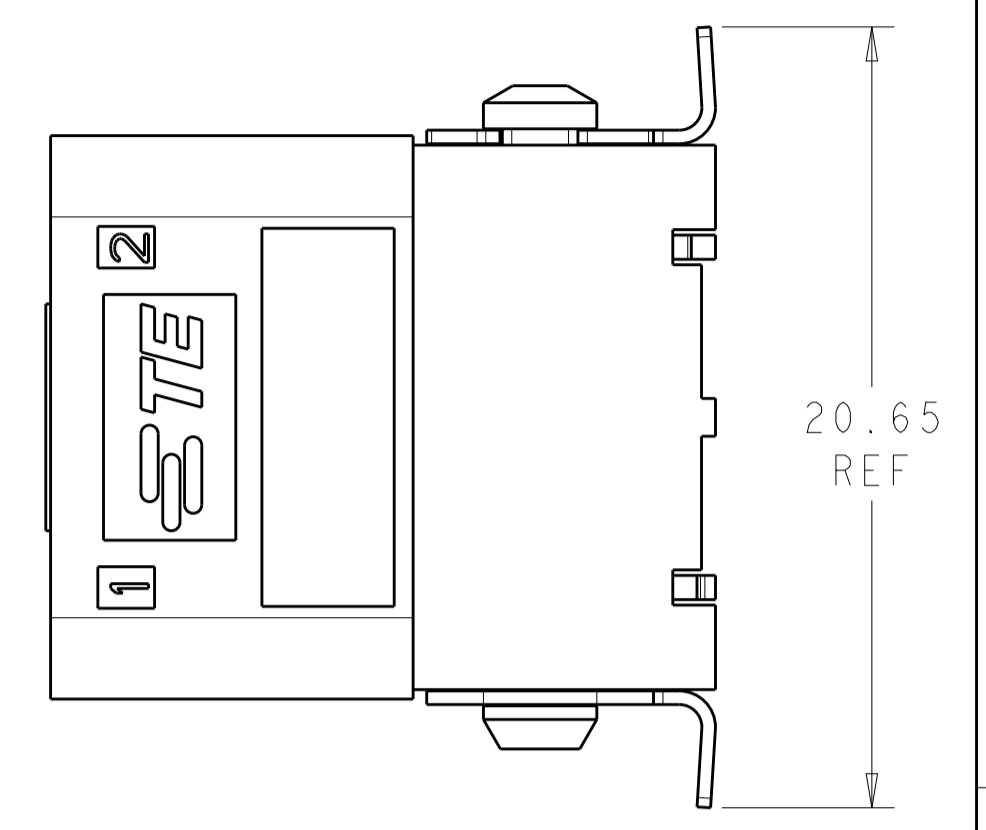


| LOC | DIST | REVISIONS | | | | | |
|-----|------|-----------|-----|---------------------------|-----------|-----|------|
| | | P | LTN | DESCRIPTION | DATE | DWN | APVD |
| CM | 00 | A2 | | REVISED PER ECO-12-003780 | 25FEB2012 | HVG | DD |
| | | B | | REVISED PER ECR-13-008007 | 17SEP2013 | RS | DD |
| | | B1 | | REVISED PER ECR-19-010402 | 04JUL2019 | SR | DD |
| | | B2 | | REVISED PER ECR-19-019415 | 16DEC2019 | SB | DD |



- 1 MATERIAL: HOUSING: LCP, COLOR: BLACK.
- 2 CONTACTS: BRASS.
FINISH: 2.54µm MIN MATTE TIN OVER NICKEL (ENTIRE POST).
HOLDDOWN: COPPER ALLOY.
FINISH: 2.54µm MIN MATTE TIN OVER NICKEL.
- 3 VACUUM PICK-UP
BUTTON: POLYIMIDE.
- 4 THIS PRODUCT HAS NOT COMPLETED VALIDATION TESTING.
- 5 RECOMMENDED PC BOARD THICKNESS OF 1.57.
- 6 TAPE AND REEL PACKAGING PER EIA-481 SPEC.
- 7 MUST COMPLY WITH DIRECTIVE 2002/95/EC (ROHS).



| 10.94 | 3.19 | 27.65 | 21.90 | 12.46 | 12.46 | 4 | 2106053-6 |
|-------|-------|-------|-------|-------|-------|------|-------------|
| 9.20 | 3.20 | 24.15 | 18.40 | 8.96 | 12.46 | 3 | 2106053-4 |
| 7.44 | 3.18 | 20.65 | 14.90 | 8.96 | 8.96 | 2 | 2106053-2 |
| DIM F | DIM E | DIM D | DIM C | DIM B | DIM A | POSN | PART NUMBER |

THIS DRAWING IS A CONTROLLED DOCUMENT. DWN: HM VAN SCOY 23JAN2009
 CHK: A. BUCHER 23JAN2009
 APVD: A. BUCHER 23JAN2009

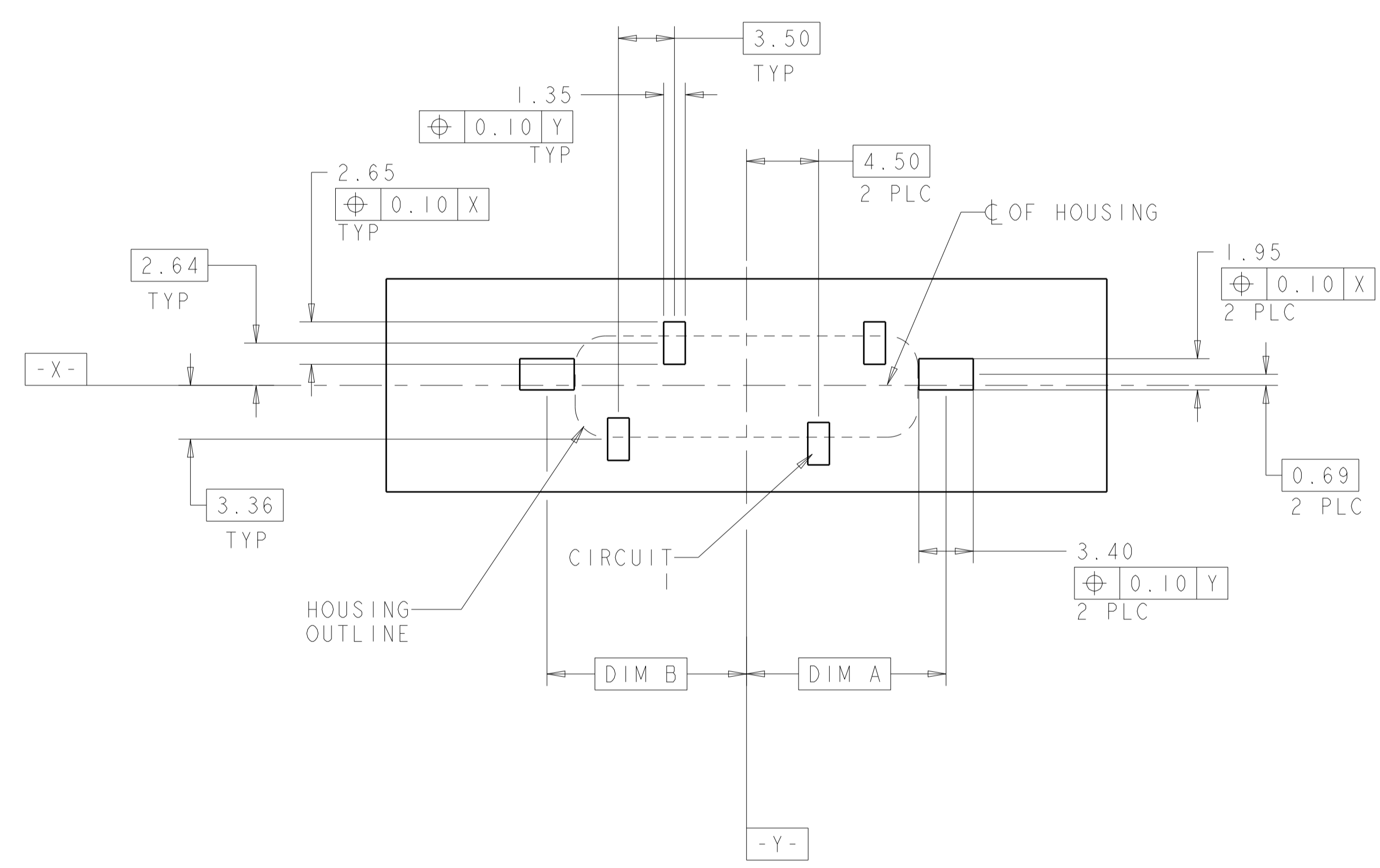
STC TE Connectivity

ASSEMBLY, VERTICAL SMT HEADER, SLIMSEAL SSL CONNECTOR

PRODUCT SPEC: 108-2391
 APPLICATION SPEC: 114-13261
 SIZE: A1
 CAGE CODE: 100779
 DRAWING NO: 2106053
 WEIGHT: -
 CUSTOMER DRAWING

SCALE: 4:1 SHEET 1 OF 2 REV: B2

| LOC | DIST | REVISIONS | | | |
|-----|------|-------------|------|-----|------|
| P | LTN | DESCRIPTION | DATE | DWN | APVD |
| - | - | SEE SHEET 1 | - | - | - |
| | | | | | |
| | | | | | |



RECOMMENDED PC BOARD PAD LAYOUT, COMPONENT SIDE
 DIMENSIONS APPLY TO ALL POSITIONS UNLESS OTHERWISE NOTED

RECOMMENDED SOLDER PASTE VOLUME 1.59 CUBIC MILLIMETERS
 FOR THE CONTACT AND 1.08 CUBIC MILLIMETERS FOR THE SMT
 HOLD DOWN WHEN USING 80% METALLIC SOLIDS SOLDER PASTE.
 THE SOLDER STENCIL THICKNESS SHOULD BE 0.16 mm OR GREATER.

| | | | |
|--|-------------|-----------------------------|---|
| THIS DRAWING IS A CONTROLLED DOCUMENT. | | DWN: MM VAN SCIO 23JAN2009 | TE Connectivity |
| DIMENSIONS: mm | | CHK: A. BUCHER 23JAN2009 | |
| TOLERANCES UNLESS OTHERWISE SPECIFIED: | | APVD: A. BUCHER 23JAN2009 | NAME: ASSEMBLY, VERTICAL SMT HEADER, SLIMSEAL SSL CONNECTOR |
| 0 PLC ±0.2 | 1 PLC ±0.15 | PRODUCT SPEC: 108-2391 | SIZE: CAGE CODE DRAWING NO |
| 2 PLC ±0.15 | 3 PLC ±0.15 | APPLICATION SPEC: 114-13261 | RESTRICTED TO |
| 4 PLC ±0.15 | ANGLES ±0° | WEIGHT: - | A100779C=2106053 |
| MATERIAL: | FINISH: | CUSTOMER DRAWING | SCALE: 4:1 SHEET 2 OF 2 REV: B2 |